

"There Is No Equal"

January 2018

PRICE LIST

NEW DISCOUNT MULTIPLIERS!

Orders Over \$200 List

.50	.47	.45	.43
-----	-----	-----	-----

Orders Under \$200 List

.65

Questions? Contact our local manufacturer sales representative.

New Products!

Available January 2018 Pages 8-11



convertible™ II
ball valve

This book replaces all previously published list prices and price structure - Effective January 1, 2018

mcguiremfg.com





McGuire Manufacturing Co., Inc.
 60 Grandview Court
 Cheshire, Connecticut 06410
 203-699-1801 • Fax: 203-699-1813
 mcguiremfg.com

P-TRAPS

"Classic McGuire"

PROFESSIONAL LINE - heavy brass slip nuts, 1½ P-Trap and 1¼ P-Trap length (full 11-1/2" C-E), 17GA wall bend. 8903C and 8904C (full 13-3/4" C-E).

STOCK LINE PLUS - heavy brass slip nuts, P-Trap length 10½" C-E, 17GA wall bend.

STOCK LINE - die cast slip nuts, P-Trap length 10½" C-E, 17GA wall bend.

"ECO-LINE" - includes cast brass J-Bend, 17GA seamless brass wall bend and your choice of zinc or brass nuts and steel shallow or box flange.

17GA "Lite Commercial" P-Traps - Includes 17GA seamless brass J-Bends and wall bends with your choice of zinc or brass nuts and steel shallow or box flange. Page 3.

CAST BODY ADJUSTABLE P-TRAPS

WITH TUBULAR WALL BEND (Fed. Spec. WWP-541)



with cleanout

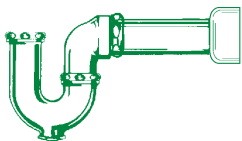


without cleanout

DESCRIPTION	POLISHED CHROME	
	PART #	PRICE
"Classic McGuire"		
PROFESSIONAL LINE		
1¼ x 1¼ 17GA	8872C	51.60
1¼ x 1½ 17GA	8902C	57.34
1¼ x 1½ 17GA - without cleanout	8902CNC	57.34
1½ x 1½ 17GA	8912C	57.34
1½ x 1½ 17GA - without cleanout	8912CNC	57.34
1½ x 2 17GA	8903C	185.30
2 x 2 17GA	8904C	185.30
STOCK LINE PLUS		
1¼ x 1¼ 17GA	B8872C	47.60
1¼ x 1½ 17GA	B8902C	52.92
1¼ x 1½ 17GA - without cleanout	B8902CNC	52.92
1½ x 1½ 17GA	B8912C	52.92
1½ x 1½ 17GA - without cleanout	B8912CNC	52.92
STOCK LINE		
1¼ x 1¼ 17GA	C8872C	45.01
1¼ x 1½ 17GA	C8902C	49.19
1½ x 1½ 17GA	C8912C	49.19

Use suffix GJ for 1-1/2" ground joint wall bend on Professional Line P-Traps.

CAST BRASS N.Y. UTILITY P-TRAP



Solid, heavy cast brass utility trap with 17GA 10" utility arm and box flange.


DESCRIPTION	PART #	FINISH	PRICE
1¼ x 1½, 1½	8090M	chrome	81.28

VANDAL P-TRAP®



Adjustable Style

Vandal Resistant Cast Body P-Trap with or without cleanout. Furnished with brass friction inlet, cast brass slip nuts, 17GA seamless tubular wall bend and box flange.



Ground Joint Swivel Style

Vandal Resistant Cast Brass P-Trap with or without cleanout. Furnished with brass friction inlet, cast brass slip nuts, and cast brass ground elbow joint.

DESCRIPTION	POLISHED CHROME	
	PART #	PRICE
1¼ x 1½ OUTLET	V8902CNC	79.47
1½ x 1½ OUTLET	V8912CNC	79.47
1¼ x 1½ IPS	V8090CNC	82.55
1½ x 1½ IPS	V8089CNC	82.55
1¼ x 1½ OUTLET w/cleanout	V8902C	79.47
1½ x 1½ OUTLET w/cleanout	V8912C	79.47
1¼ x 1½ IPS w/cleanout	V8090C	82.55
1½ x 1½ IPS w/cleanout	V8089C	82.55

CAST BRASS GROUND JOINT SWIVEL P-TRAPS

(L.A. Style) (Fed. Spec. WWP-541)




Heavy cast brass adjustable P-Trap with cleanout plug. Furnished with cast brass ground elbow joint, and cast brass slip nuts.

DESCRIPTION	CHROME		SATIN		ROUGH BR	
	PART #	PRICE	PART #	PRICE	PART #	PRICE
1¼ x 1¼ IPS	8088C	56.66	8088S	48.06	8088R	46.40
1¼ x 1½ IPS	8090C	60.92	8090S	51.75	8090R	48.54
1½ x 1½ IPS	8089C	60.92	8089S	51.75	8089R	48.54
1½ x 2 IPS	1207C	167.88	1207S	153.71	1207R	147.56
2 x 2 IPS	1208C	167.88	1208S	153.71	1208R	147.56

CAST BRASS GROUND JOINT SWIVEL P-TRAPS WITHOUT

CLEANOUT PLUG (Los Angeles Approved)(Fed. Spec. WWP-541)



Heavy cast brass adjustable P-Trap without cleanout plug. Furnished with cast brass ground elbow joint, and cast brass slip nuts.

DESCRIPTION	CHROME	
	PART #	PRICE
1¼ x 1½ IPS	8090CNC	60.92
1½ x 1½ IPS	8089CNC	60.92


CAST BRASS N.Y. REGULATION P-TRAPS



Solid, heavy cast brass P-Trap with cleanout plug. Furnished with cast brass slip nut. (Fed. Spec. WWP-541)

DESCRIPTION	PART #	FINISH	PRICE
1¼ x 1¼ IPS	201C	chrome	45.05
1½ x 1¼ IPS	202C	chrome	45.05
1½ x 2 IPS	204C	chrome	139.65
2 x 2 IPS	205C	chrome	139.65

BOSTON P-TRAPS - CAST BRASS 8000 SERIES



Heavy cast brass adjustable P-Trap with cleanout plug. Furnished with cast brass slip nuts, heavy 17GA brass tubular sweat extension, and chrome plated steel bell flange.

Massachusetts Plumbing Code Approved

DESCRIPTION	PART #	FINISH	PRICE
1¼ x 1½ 6" SWT EXT	8090CBOS6	chrome	62.23
1¼ x 1½ 12" SWT EXT	8090CBOS12	chrome	92.02
1½ x 1½ 6" SWT EXT	8089CBOS6	chrome	62.23
1½ x 1½ 12" SWT EXT	8089CBOS12	chrome	92.02

PTRAP OPTIONS

DESCRIPTION	SUFFIX	ADDITIONAL	PRICE
Heavy Brass, Set Screw, Chrome Plated Flange	F	1¼" or 1½" 2"	11.50 10.29
Deep Flange (Bell Type), Chrome Plated Brass	DF	1¼" or 1½"	10.45
Deep Flange (Bell Type), Chrome Plated Steel	SDF	1¼" or 1½"	1.60
Box Flange, Chrome Plated Wrought Steel	B	1¼" or 1½"	4.83
Brass Box Flange	BF	1¼" or 1½"	20.18
Wall Bend 12" (overall trap length) 15" Center-End	15	1¼"	10.15*
Wall Bend 15" (overall trap length) 18" Center-End	18	1½"	13.29*
		1¼"	15.21*
		1½"	18.44*

*Option available for Professional Line P-Traps only.

See page 14 for special pricing on extra long 1½" 17GA wall bends.

CAST BRASS NIPPLES WITH HEAVY BRASS SET SCREW FLANGE

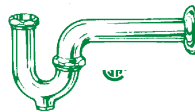
For use with ground joint traps and N.Y. regulation traps.



DESCRIPTION	PART #	PRICE
1¼ x 6	1127C	50.11
1½ x 6	2127C	55.62
2 x 6	3127C	148.85

CASE QTY. ECO-LINE P-TRAPS

(25 PER CARTON)



Offshore packaged P-Traps. Made to the same standards as Classic McGuire. Must be purchased in case quantity, except for 8912C18BECO and 8904CBECO. Options not available.

DESCRIPTION	PART #	CARTON QUANTITY	PRICE
1¼ x 1¼ 17GA Die Cast Nuts	C8872CECO	25	38.49
1¼ x 1¼ 17GA Brass Nuts, Box Flange	8872CBECO	25	39.90
1¼ x 1½, 1½ 17GA Die Cast Nuts	C8912CECO	25	40.88
1¼ x 1½, 1½ 17GA Brass Nuts, Box Flange	8912CBECO	25	42.33
Same as 8912CBECO, Less Cleanout	8912CNCBECO	25	42.33
1¼ x 1½, 1½ 17GA Box Flange 18" C-E*	8912C18BECO	1	58.45
1½/2 x 2, 2 17 GA Box Flange, Brass Nuts	8904CBECO	1	132.44

Note: 1 ½" Eco P-Traps are provided with 1 ¼ x 1 ½ reducing washer.

MCT LINE PTRAPS

17GA TUBULAR P-TRAPS AVAILABLE FOR SINGLE QUANTITY PURCHASE



with cleanout



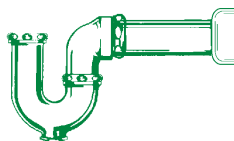
without cleanout

Suffix Designations:

- B = Box Flange
- NC = No Cleanout
- ZN = Zinc nuts
- GJ = Ground Joint Wall Bend

DESCRIPTION	POLISHED CHROME	
	PART #	PRICE
1¼ x 1¼ 17GA, Brass nuts	MCT125085	21.90
1¼ x 1¼ 17GA, Brass nuts	MCT125085B	22.00
1¼ x 1¼ 17GA, Brass nuts	MCT125085NC	18.99
1¼ x 1¼ 17GA, Brass nuts	MCT125085NCB	19.48
1¼ x 1¼ 17GA	MCT125075ZN	19.16
1¼ x 1¼ 17GA	MCT125075NCZN	17.31
1¼ x 1½, 1½ 17GA, Brass nuts	MCT150090B	24.26
1¼ x 1½, 1½ 17GA	MCT150075ZN	21.61
1¼ x 1½, 1½ 17GA	MCT150075NCZN	19.55
1¼ x 1½, 1½ 17GA, Brass nuts	MCT150090NCB	22.00
1¼ x 1½, 1½ 17GA, Brass nuts	MCT150090NCGJB	22.01
1¼ x 1½, 1½ 17GA, Brass nuts	MCT150090NCGJ	21.97

17GA SEAMLESS TUBULAR N.Y. UTILITY P-TRAPS AVAILABLE FOR SINGLE QUANTITY PURCHASE



Solid, heavy 17GA seamless tubular brass with 10" utility arm and box flange.

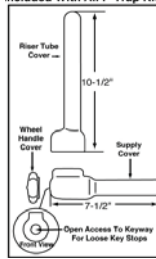
DESCRIPTION	PART #	FINISH	PRICE
1¼ x 1½, 1½	MCT150UTL17B	chrome	35.51

PROWRAP™ INSULATORS PATENTED

PREWRAPPED CAST BODY P-TRAP WITH TUBULAR WALL BEND



Supply Covers (1 pair)
Included With All P-Trap Kits

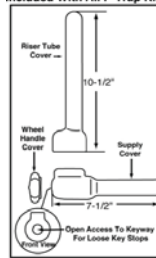


DESCRIPTION	PART #	PRICE
1¼ x 1¼ P-Trap Assembly	PW2125	131.78
1¼ x 1½, 1½ x 1½ P-Trap Assembly	PW2150	136.27
1¼ x 1½, 1½ x 1½ Assembly less cleanout	PW2150NCO	136.27
Same as PW2150NCO w/ grnd jnt wall bend	PW2150GJ	136.27
1¼ x 1½ Vandal Trap®	PWV8902	156.30
1¼ x 1½ Vandal Trap® less cleanout	PWV8902NCO	156.30
1½ x 1½ Vandal Trap®	PWV8912	156.30
1½ x 1½ Vandal Trap® less cleanout	PWV8912NCO	156.30

PREWRAPPED CAST BRASS GROUND JOINT SWIVEL P-TRAP (LA STYLE)



Supply Covers (1 pair)
Included With All P-Trap Kits

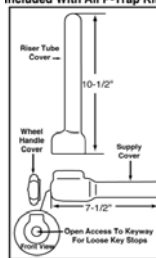


DESCRIPTION	PART #	PRICE
1¼ x 1½, 1½ x 1½ IPS Outlet	PW8090	141.34
1¼ x 1½, 1½ x 1½ IPS Outlet less cleanout	PW8090NCO	141.34
1¼ x 1½ Vandal Trap®	PWV8090	157.24
1¼ x 1½ Vandal Trap® less cleanout	PWV8090NCO	157.24
1½ x 1½ Vandal Trap®	PWV8089	157.24
1½ x 1½ Vandal Trap® less cleanout	PWV8089NCO	157.24

PREWRAPPED CAST BODY P-TRAP WITH LAVATORY OFFSET ASSEMBLY

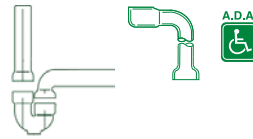


Supply Covers (1 pair)
Included With All P-Trap Kits



DESCRIPTION	PART #	PRICE
1¼ x 1¼ Trap w/ Lavatory Offset Assembly	PW2125WC	195.54
1¼ x 1¼ Trap w/ Lavatory Offset Assembly same as PW2150WC except w/grnd jt. wall bend	PW2150WC	199.98
1¼ x 1¼ Trap w/ PRODRAIN™ Offset Assembly	PW2150GJWC	199.98
1¼ x 1½ Trap w/ PRODRAIN™ Offset Assembly	PW2125WC PRO	197.28
1¼ x 1½ Trap w/ PRODRAIN™ Offset Assembly same as PW2125WC except with PW155HDWC	PW2150WC PRO	201.80
same as PW2150WC except with PW155HDWC	PW2125HDWC	203.46
	PW2150HDWC	207.86

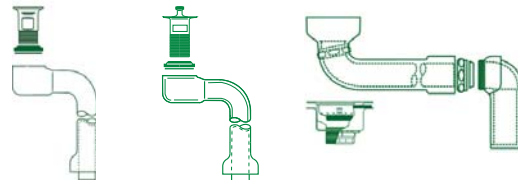
RETROFIT INSULATION



DESCRIPTION	PART #	PRICE
For 1¼ and 1½ Traps	PW2000	92.09
For 1¼ and 1½ Traps w/ Offset Drain Cover	PW2000WC	110.57
Lavatory Offset Drain Cover	PWWC	19.41

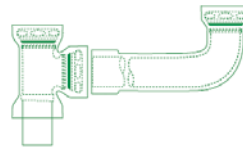
PREWRAPPED OFFSET LAVATORY AND SINK STRAINER ASSEMBLY *Available with McGuire's PRODRAIN™

Available with McGuire's New Heavy Duty Durable Chrome Finish Grid Strainers.



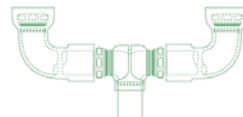
DESCRIPTION	PART #	PRICE
1¼ PreWrapped Lavatory Offset Assembly	PW155WC	64.70
1¼ PreWrapped Offset with Heavy Duty Finish Grid Drain	PW155HDWC	72.57
1¼ PreWrapped ProDrain™ Offset Assembly	PWProDrainWC	66.47
1¼ PreWrapped Lift and Turn Assembly	PW155LATWC	75.90
1¼ PreWrapped Chain & Stopper Assembly	PW155CRSWC	63.53
1¼ Sink Offset Assembly	PW1000WC	150.55
1¼ Offset with 151 Brass Strainer	PW1151WC	180.96
1¼ Offset with 151A Stainless Strainer	PW1151AWC	173.36
1¼ Offset with 149 Brass Strainer	PW1149WC	166.82
1¼ Offset with 152 Brass Strainer	PW1152WC	179.13

PREWRAPPED CONTINUOUS WASTES 1½ END OUTLET



DESCRIPTION	PART #	PRICE
1½" Prewrapped End Outlet 16" CTR 17GA	PW111C16G17	128.84

PREWRAPPED CONTINUOUS WASTES 1½ CENTER OUTLET



DESCRIPTION	PART #	PRICE
1½" Prewrapped Center Outlet 16" CTR 17GA	PW113C16G17	174.53

SANIGUARD®

P-TRAPS

DESCRIPTION	PART #	CARTON QUANTITY	PRICE
1¼" Cast Body Trap	8872CBSAN	25	67.96
1¼" x 1½" Cast Body Trap	8902CBSAN	25	73.42
1½" Cast Body Trap	8912CBSAN	25	73.42
1½" Less cleanout	8912CNCBSAN	25	77.27
1½ x 1½ IPS Cast Body Trap	8089CSAN	25	78.34
1¼" x 1½" IPS	8090CSAN	25	78.34
1¼" x 1½" IPS less cleanout	8090CNCBSAN	25	78.34
2", 1½" x 2 Cast Body Trap	8904CBSAN	10	240.73

PO PLUGS AND STRAINERS

DESCRIPTION	PART #	CARTON QUANTITY	PRICE
Lavatory Open Grid PO Plug	155ASAN	44	40.30
Offset Lavatory Open Grid PO Plug	155WCSAN	25	61.16
PRODRAIN™ No Overflow Lavatory Strainer	PRODRAINASAN	44	41.21
PRODRAIN™ Offset No Overflow Lavatory Strainer	PRODRAINWCSAN	44	62.10
Stainless Steel Basket Strainer	151ASAN	25	53.54
Brass Basket Strainer	151SAN	25	62.67
Wide Top Sink Strainer	152SAN	25	57.13
Offset with 151 Strainer	1151WCSAN	25	177.89

PREWRAPPED CONTINUOUS WASTES 1½ END OUTLET

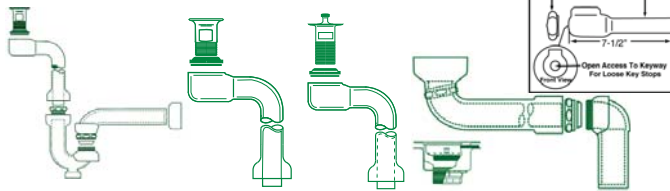
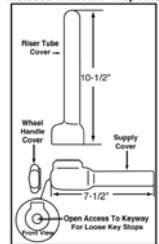
DESCRIPTION	PART #	PRICE
1½" Prewrapped End Outlet 16" CTR 17GA	PW111C16G17SAN	249.33

PROWRAP™ SANIGUARD® TREATED

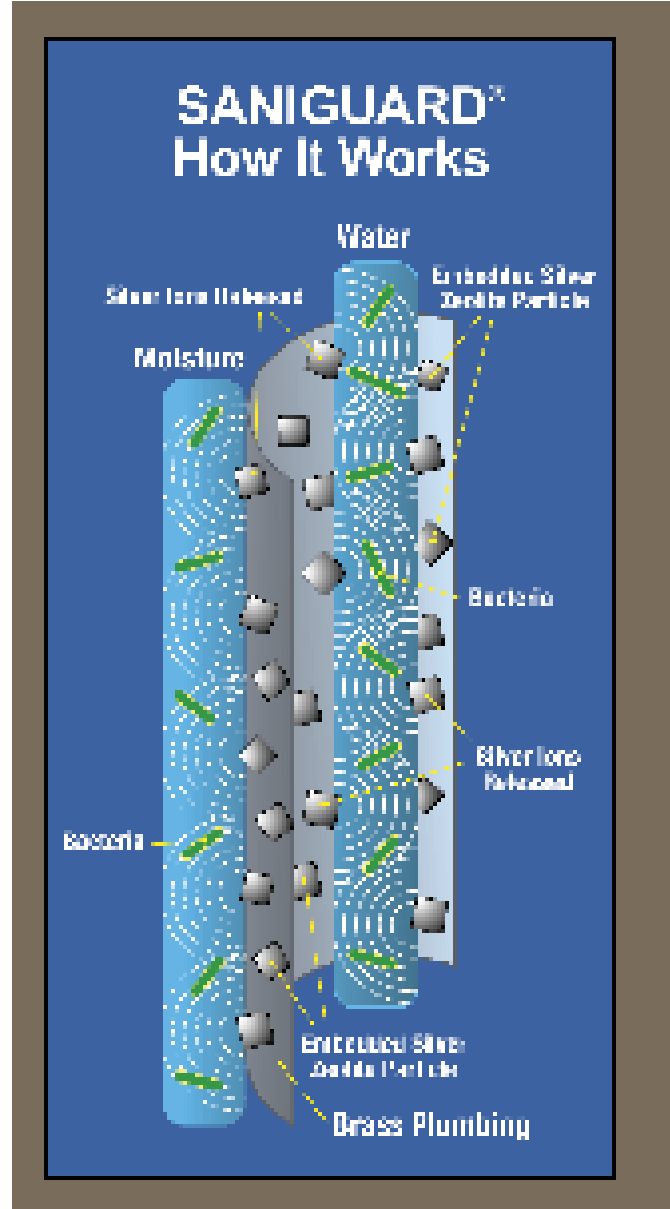
PREWRAPPED SANIGUARD TREATED CAST BODY P-TRAP AND STRAINERS WITH LAVATORY OFFSET ASSEMBLY



Supply Covers (1 pair) Included With All P-Trap Kits



DESCRIPTION	PART #	PRICE
1¼ x 1¼ Trap w/ Lavatory Offset Assembly	PW2125WCSAN	273.77
1¼ x 1½ Trap w/ Lavatory Offset Assembly	PW2150WCSAN	234.53
1¼ PreWrapped Lavatory Offset Assembly	PW155WCSAN	93.19
1¼ PreWrapped ProDrain™ Offset Assembly	PWProDrainWCSAN	99.17
1½ Sink Offset Assembly	PW1000WCSAN	165.71
1½ Offset with 152 Brass Strainer	PW1152WCSAN	222.73



Most McGuire products can be treated in SANIGUARD®. Please consult McGuire for pricing on additional items. Please be advised that some items are subject to McGuire's return approval policies.

NEW DISCOUNT MULTIPLIERS!

Orders Over \$200 List

.50	.47	.45	.43
-----	-----	-----	-----

Orders Under \$200 List

.65

Questions? Contact our local manufacturer sales representative.

STRAINERS AND P.O. PLUGS

CAST BRASS BEEHIVE URINAL STRAINERS

Optional: vandal resistant screws are available.



DESCRIPTION	PART #	FINISH	PRICE
Cast Brass Beehive Strainer	1303	chrome	68.43
Replacement Top w/Screws	BT	chrome	29.62

CAST BRASS FLAT GRID URINAL STRAINERS

Optional: vandal resistant screws are available.



DESCRIPTION	PART #	FINISH	PRICE
Flat Grid 2" Strainer for lead caulk or soil pipe	1233	chrome	59.37
Replacement Top w/Screws	FT	chrome	22.11
2" IPS Adj Connections	1233A2	chrome	79.22
3" IPS Adj Connections	1233A3	chrome	95.21

SHOWER STALL STRAINERS

Optional: vandal resistant screws are available.



DESCRIPTION	PART #	FINISH	PRICE
1½ FIP Strainer	1266	chrome	16.02
2" FIP Strainer	1266A	chrome	15.56
2" FIP Strainer w/ vandal-resistant screws	1266AV	chrome	18.68

TRAY PLUG



DESCRIPTION	PART #	FINISH	PRICE
Tray Plug w/Rubber Stopper incl. 4" Tlpc. w/Brass Nuts	150	chrome	27.98
Same as 150 w/ 17GA Tlpc.	150M	chrome	29.76
Same as 150 less Tailpiece	150LT	chrome	22.59

FLAT GRID SINK STRAINER



DESCRIPTION	PART #	FINISH	PRICE
Flat Grid Wrought Sink Strainer w/ 4" Tailpiece and Brass Nuts	149	chrome	27.39
Same as 149 less Tailpiece	149LT	chrome	21.99

WIDE TOP SINK STRAINER



DESCRIPTION	PART #	FINISH	PRICE
Wide Top Sink Strainer with 4" tailpiece	152	chrome	41.90
Same with Brass Nuts	152N	chrome	43.11
Same as 152 less Tailpiece	152LT	chrome	36.06

BAR SINK STRAINERS

Furnished with 1½" x 4" 20GA tailpiece and cast brass lock nuts.



DESCRIPTION	PART #	FINISH	PRICE
Bar Sink Strainer	153	chrome	27.87
Deep Bar Sink Strainer	154	chrome	42.68
Same as 153 less Tailpiece	153LT	chrome	22.43
Same as 154 less Tailpiece	154LT	chrome	37.31

FAMILY OF QUALITY BASKET STRAINERS

"Classic McGuire"

BRASS BASKET STRAINERS

Furnished with 1½" x 4" tailpiece, cast brass lock and coupling nuts.



DESCRIPTION	PART #	FINISH	PRICE
Brass Basket Strainer	151	chrome	47.43
Same with 17GA Tailpiece	151M	chrome	49.92
Same as 151 less Tailpiece	151LT	chrome	42.00

STAINLESS STEEL BASKET STRAINERS

Furnished with 1½" x 4" tailpiece.

DESCRIPTION	PART #	FINISH	PRICE
Stainless Steel Shell	151A	chrome	38.09
Same as 151A except 17GA Tailpiece	151AM	chrome	46.73
Same less Tailpiece	151ALT	chrome	29.23

"Eco-Line" Stainless Steel (24 per carton)

DESCRIPTION	PART #	FINISH	PRICE
Stainless Steel Shell	151AECO	chrome	25.77

Eco-Line strainers available carton quantity only, (24 per carton). Less tailpiece.

HEAVY BRASS CHAIN AND RUBBER STOPPER P.O. PLUG

Furnished with cast brass follower and 1½" x 6" 17GA tailpiece. (8", 10" and 12" tailpieces available).



DESCRIPTION	PART #	FINISH	PRICE
Chain and Stopper	155	chrome	30.92

HEAVY DUTY FINISH GRID DRAIN

"Looks Better, Lasts Longer than Conventional Chrome Plated Finishes".

Durable finish heavy solid top open grid P. O. plugs. Furnished with 6" 17GA tailpiece and cast brass lock nut.



DESCRIPTION	PART #	FINISH	PRICE
"Classic McGuire" 1¼" OD 6" Tailpiece	HD155A	PVD chrome	41.31

HEAVY BRASS SOLID TOP OPEN GRID P.O. PLUGS

1-1/4" drain furnished with 6" 17GA tailpiece, and cast brass lock nut. Other tailpiece lengths available.



DESCRIPTION	PART #	FINISH	PRICE
"Classic McGuire"			
1 1/4" OD 6" Tailpiece	155A	chrome	29.03
1 1/4" OD 6" Tailpiece	155ASC	satn	34.68
1 1/4" OD 8" Tailpiece	155A8	chrome	36.18
1 1/4" OD 10" Tailpiece	155A10	chrome	38.91
1 1/4" OD 12" Tailpiece	155A12	chrome	41.96
1 1/2" OD 6" Tailpiece	155A2	chrome	36.88
1 1/2" OD 12" Tailpiece	155A212	chrome	53.28

ECO-LINE SOLID TOP OPEN GRID P.O. PLUG (25 PER CARTON ONLY)

DESCRIPTION	PART #	FINISH	PRICE
ECO-LINE			
1 1/4" OD 6" Tailpiece	155AECO	chrome	20.37

HEAVY BRASS POP UP P.O. PLUG

Furnished with 1 1/4" x4" 17GA tailpiece and cast brass lock nut. Other tailpiece lengths available.



DESCRIPTION	PART #	FINISH	PRICE
Pop Up Plug	155MP	chrome	32.48

HEAVY CAST BRASS LIFT AND TURN P.O. PLUG

Furnished with 1 1/4" x 6" 17GA tailpiece. Other tailpiece lengths available.



DESCRIPTION	PART #	FINISH	PRICE
Lift and Turn	155LAT	chrome	34.41
Same less Tailpiece	155LATLT	chrome	27.49

MCGUIRE'S PRODRAIN™

Heavy cast brass grid drain for lavatories without overflows furnished with 1 1/4" x 6" 17GA tailpiece. Other tailpiece lengths available.



DESCRIPTION	PART #	FINISH	PRICE
1 1/4" Strainer Less Overflow	ProDrain	chrome	31.24
Same with 1 1/2" Tailpiece	ProDrain2	chrome	42.00

HEAVY DUTY DURABLE FINISH OFFSET LAVATORY STRAINER



"Looks Better, Lasts Longer than Conventional Chrome Plated Finishes".

DESCRIPTION	PART #	FINISH	PRICE
"Classic McGuire"			
Wheelchair Lavatory Strainer	HD155WC	PVD chrome	66.70

OFFSET LAVATORY STRAINER - A.D.A. COMPLIANT



Available with A.D.A. Compliant Insulator Kit Prewrapped or Retrofit with McGuire's PROWRAP™. See page 4.

DESCRIPTION	PART #	FINISH	PRICE
"Classic McGuire"			
Wheelchair Lavatory Strainer	155WC	chrome	54.42

ECO-LINE (25 PER CARTON ONLY)

DESCRIPTION	PART #	FINISH	PRICE
ECO-LINE			
Wheelchair Lavatory Strainer	155WCECO	chrome	37.84

OFFSET LIFT AND TURN P.O. PLUG



Available prewrapped with McGuire's PROWRAP™. See page 4.

DESCRIPTION	PART #	FINISH	PRICE
Wheelchair Lavatory Strainer,	155LATWC	chrome	67.96

OFFSET CHAIN & RUBBER STOPPER STRAINER



Available prewrapped with McGuire's PROWRAP™. See page 4.

DESCRIPTION	PART #	FINISH	PRICE
Wheelchair Lavatory Strainer, Chain and Rubber Stopper	155CRSWC	chrome	53.07


MCGUIRE'S PRODRAIN™ WHEELCHAIR STRAINER



Offset lavatory grid strainer for lavatories without overflows. Available prewrapped with McGuire's PROWRAP™. See page 4.

DESCRIPTION	PART #	FINISH	PRICE
1 1/4" Wheelchair Strainer less overflow	PRODRAINWC	chrome	56.61

OFFSET SINK STRAINERS



Available prewrapped with McGuire's PROWRAP™. See page 4.

DESCRIPTION	PART #	FINISH	PRICE	CARTON QUANTITY
Offset Only	1000WC	chrome	58.71	25
Offset w/151 Strainer	1151WC	chrome	84.95	10
Offset w/151A Strainer	1151AWC	chrome	88.05	10
Offset w/149 Strainer	1149WC	chrome	84.28	10
Offset w/152 Strainer	1152WC	chrome	89.60	10
Offset w/153 Strainer	1153WC	chrome	87.26	10

convertible™ II

ball valve

PEX F1960



ANGLE 1/4 TURN BRASS BALL VALVE

DESCRIPTION	PART #	PRICE
½ PEX-F1960 x ¾" OD	LFBV2-6X53	13.70
½ PEX-F1960 x ½" OD	LFBV2-6X55	14.10

STRAIGHT 1/4 TURN BRASS BALL VALVE

DESCRIPTION	PART #	PRICE
½ PEX-F1960 x ¾" OD	LFBV2-6XST53	14.34
½ PEX-F1960 x ½" OD	LFBV2-6XST55	14.77

PEX F1807



STRAIGHT 1/4 TURN BRASS BALL VALVE

DESCRIPTION	PART #	PRICE
½ PEX-F1807 x ¾" OD	LFBV2-3XST53	14.44
½ PEX-F1807 x ½" OD	LFBV2-3XST55	14.89

ANGLE 1/4 TURN BRASS BALL VALVE

DESCRIPTION	PART #	PRICE
½ PEX-F1807 x ¾" OD	LFBV2-3X53	13.75
½ PEX-F1807 x ½" OD	LFBV2-3X55	14.17

CPVC



ANGLE 1/4 TURN BRASS BALL VALVE

DESCRIPTION	PART #	PRICE
½ CPVC x ¾" OD	LFBV2-4P53	14.71
½ CPVC x ½" OD	LFBV2-4P55	15.14

STRAIGHT 1/4 TURN BRASS BALL VALVE

DESCRIPTION	PART #	PRICE
½ CPVC x ¾" OD	LFBV2-4PST53	15.45
½ CPVC x ½" OD	LFBV2-4PST55	15.90

PIPE X COMPRESSION



DESCRIPTION	PART #	CARTON QUANTITY	PRICE
ANGLE 3/8 IPS x 3/8 OD	LFBV2-01	100	13.11
1/2 IPS x 3/8 OD	LFBV2-02	100	13.77
3/8 IPS x 1/2 OD	LFBV2-03	100	13.56
1/2 IPS x 1/2 OD	LFBV2-04	100	14.21

DESCRIPTION	PART #	CARTON QUANTITY	PRICE
STRAIGHT 3/8 IPS x 3/8 OD	LFBV2-11	100	13.77
1/2 IPS x 3/8 OD	LFBV2-12	100	14.46
1/2 IPS x 1/2 OD	LFBV2-14	100	14.91

SWEAT X COMPRESSION



DESCRIPTION	PART #	CARTON QUANTITY	PRICE
ANGLE 1/2 NOMINAL SWEAT x 3/8 OD	LFBV2-07	100	12.90
1/2 NOMINAL SWEAT x 1/2 OD	LFBV2-08	100	13.32

DESCRIPTION	PART #	CARTON QUANTITY	PRICE
STRAIGHT 1/2 NOMINAL SWEAT x 3/8 OD	LFBV2-16	100	13.54
1/2 NOMINAL SWEAT x 1/2 OD	LFBV2-19	100	13.99

CLASSIC CONVERTIBLE™

CONVERTIBLE™ QUARTER-TURN BALL VALVES ANGLE STOPS

DESCRIPTION	PART #	CARTON QUANTITY	PRICE
3/8 IPS x 3/8 OD	LFBV01	100	18.04
1/2 IPS x 3/8 OD	LFBV02	100	18.71
1/2 Nominal x 3/8 OD	LFBV09	100	19.01
1/2 Copper Swt x 3/8 OD w/5" Ext.	LFBV082	100	21.79
1/2 Copper Swt x 3/8 OD	LFBV07	100	18.50

SWEAT X COMPRESSION W/EXT.



DESCRIPTION	PART #	CARTON QUANTITY	PRICE
ANGLE 1/2 NOMINAL SWEAT w/ EXT x 3/8 OD	LFBV2-082	100	17.18
1/2 NOMINAL SWEAT w/ EXT x 1/2 OD	LFBV2-084	100	16.56

DESCRIPTION	PART #	CARTON QUANTITY	PRICE
STRAIGHT 1/2 NOMINAL SWEAT w/ EXT x 3/8 OD	LFBV2-182	100	16.63

COMPRESSION X COMPRESSION



DESCRIPTION	PART #	CARTON QUANTITY	PRICE
ANGLE 1/2 NOM COMPRESSION x 3/8 OD	LFBV2-09	100	14.08
1/2 NOM COMPRESSION x 1/2 OD	LFBV2-10	100	14.52

DESCRIPTION	PART #	CARTON QUANTITY	PRICE
STRAIGHT 1/2 NOMINAL SWEAT x 3/8 OD	LFBV2-17	100	14.80
1/2 NOMINAL SWEAT x 1/2 OD	LFBV2-18	100	15.24

NEW DISCOUNT MULTIPLIERS!

Orders Over \$200 List

.50	.47	.45	.43
-----	-----	-----	-----

Orders Under \$200 List

.65

Questions? Contact our local manufacturer sales representative.

CONVERTIBLE™ 1/4 TURN BALL VALVE SUPPLY KITS

FLEXIBLE SUPPLIES

Convertible™ and Convertible™ II Quarter-Turn Ball Valve Line

A true brass ball valve with a unique convertible handle, it's a loose key, it's a wheel handle, it's both.

Engineered for all commercial applications, the Convertible™ II series is designed for high-use projects such as commercial multi-use residential.

LAVATORY SUPPLIES INCLUDE:

(2) Stop Valves, (2) Flexible Risers, (2) Chrome Plated Flanges

CLOSET SUPPLIES INCLUDE:

(1) Stop Valve, (1) Flexible Riser, (1) Chrome Plated Flange

LFBV= CONVERTIBLE™ LEGACY Line LFBV-2= CONVERTIBLE™ II

BALL VALVE SUPPLY KIT OPTIONS SEE PAGE 11

LAVATORY SUPPLIES

PIPE X COMPRESSION

DESCRIPTION	PART #	PRICE
3/8 IPS x 3/8 OD	LFBV165	44.00
3/8 IPS x 3/8 OD	LFBV2-165	34.93
3/8 IPS x 1/2 OD	LFBV2-167	55.40
1/2 IPS x 3/8 OD	LFBV2165	44.96
1/2 IPS x 3/8 OD	LFBV2-2165	39.09
1/2 IPS x 1/2 OD	LFBV2-2167	58.89

COMPRESSION X COMPRESSION

DESCRIPTION	PART #	PRICE
1/2 Nominal x 3/8 OD	LFBV2165CC	48.78
1/2 Nominal x 3/8 OD	LFBV2-2165CC	39.04
1/2 Nominal x 1/2 OD	LFBV2-2167CC	46.55

SWEAT X COMPRESSION

DESCRIPTION	PART #	PRICE
1/2 Copper Sweat x 3/8 OD	LFBV175	47.53
1/2 Copper Sweat x 3/8 OD	LFBV2-175	34.43
1/2 Copper Sweat x 1/2 OD	LFBV2-177	52.77

SWEAT X COMPRESSION (WITH 5" EXTENSION TUBE)

DESCRIPTION	PART #	PRICE
1/2 Copper Sweat x 3/8 OD	LFBV170	57.44
1/2 Copper Sweat x 3/8 OD	LFBV2-170	51.44
1/2 Copper Sweat x 1/2 OD	LFBV2-171	51.87

CLOSET SUPPLIES

PIPE X COMPRESSION

DESCRIPTION	PART #	PRICE
3/8 IPS x 3/8 OD	LFBV166	31.24
3/8 IPS x 3/8 OD	LFBV2-166	20.79
3/8 IPS x 1/2 OD	LFBV2-169	31.05
1/2 IPS x 3/8 OD	LFBV2166	31.72
1/2 IPS x 3/8 OD	LFBV2-2166	22.99
1/2 IPS x 1/2 OD	LFBV2-2169	32.90

SWEAT X COMPRESSION

DESCRIPTION	PART #	PRICE
1/2 Copper Sweat x 3/8 OD	LFBV185	32.77
1/2 Copper Sweat x 3/8 OD	LFBV2-185	20.56
1/2 Copper Sweat x 1/2 OD	LFBV2-187	34.73

COMPRESSION X COMPRESSION

DESCRIPTION	PART #	PRICE
1/2 Nominal x 3/8 OD	LFBV2166CC	33.36
1/2 Nominal x 3/8 OD	LFBV2-2166CC	21.73
1/2 Nominal x 1/2 OD	LFBV2-2169CC	25.15

SWEAT X COMPRESSION (WITH 5" EXTENSION TUBE)

DESCRIPTION	PART #	PRICE
1/2 Copper Sweat x 3/8 OD	LFBV172	36.53
1/2 Copper Sweat x 3/8 OD	LFBV2-172	27.69
1/2 Copper Sweat x 1/2 OD	LFBV2-173	31.35

LAVATORY RIGID SUPPLIES

TAILPIECES MUST BE ORDERED SEPARATELY

Each lavatory supply kit includes (2) brass stop valves, (4) chrome plated nipples, (2) reducers and (2) chrome plated steel flanges.

ANGLE LAVATORY SUPPLIES

DESCRIPTION	PART #	PRICE
3/8 IPS STD	LFBV2-158	86.48 pr.
3/8 IPS STD with 3/8 x 1/4 Reducer	LFBV2-158WC	139.46 pr.

STRAIGHT LAVATORY SUPPLIES

DESCRIPTION	PART #	PRICE
3/8 IPS STD	LFBV2-157	229.39 pr.

CLOSET RIGID SUPPLIES

TAILPIECES MUST BE ORDERED SEPARATELY

Each closet supply kit includes (1) brass stop valve, (2) chrome plated nipples and (1) chrome plated steel flange.

ANGLE CLOSET SUPPLIES

DESCRIPTION	PART #	PRICE
3/8 IPS STD	LFBV2-159	45.08 ea.

STRAIGHT CLOSET SUPPLIES

DESCRIPTION	PART #	PRICE
3/8 IPS STD	LFBV2-160	72.87 ea.

BRASS TAILPIECES NOTE: SUPPLIED AS EACH



DESCRIPTION	PART #	PRICE
1/4 x 2 Straight EA.	TPC2STR	7.85 ea.
1/4 x 2 Offset EA.	TPC2OFR	12.95 ea.

ALL BALL VALVE SUPPLY KIT ADDERS

FLANGE OPTIONS - Use suffix after supply part

DESCRIPTION	SUFFIX	ADDITIONAL CHARGE	
		CLOSET	LAVATORY
Heavy Brass, Set Screw, Chrome Plated	F	10.37 ea.	20.74 pr.
Deep Flange (Bell Type), Chrome Plated Wrought Brass	DF	7.64 ea.	15.28 pr.
Deep Flange (Bell Type), Chrome Plated Steel	SDF	1.61 ea.	3.22 pr.

NIPPLE OPTIONS - Use suffix after supply part

DESCRIPTION	SUFFIX	ADDITIONAL CHARGE		
		CLOSET		LAVATORY
3" Nipple	N3	9.13 ea.	3/8 IPS	18.28 pr.
		13.54 ea.	1/2 IPS	27.12 pr.
5" Nipple	N5	14.13 ea.	3/8 IPS	28.26 pr.
		17.18 ea.	1/2 IPS	34.38 pr.

RISER OPTIONS FLEXIBLE COPPER - Use suffix after supply part

DESCRIPTION	SUFFIX	ADDITIONAL CHARGE		
		3/8" OD	1/2" OD	
Lavatory	15"	R15	4.33 pr.	N/C
	20"	R20	9.29 pr.	11.12 pr.
	36"	R36	41.39 pr.	N/C
Closet	20"	R20	4.88 ea.	5.43 ea.
	12"	CR	6.63 ea.	
Compression	20"	CR20	13.16 ea.	
	12"	SR	3.54 ea.	
Sweat	20"	SR20	9.73 ea.	

RISER OPTIONS BRAIDED STAINLESS STEEL

Use suffix after supply part #

DESCRIPTION	SUFFIX	ADDITIONAL CHARGE		
		3/8" OD	1/2" OD	
Lavatory	9"	SS9	N/C	
	12"	SS12	1.97 pr.	N/C
	16"	SS16	3.83 pr.	
	20"	SS20	5.70 pr.	1.98 pr.
	30"	SS30	10.85 pr.	
Closet	36"	SS36	13.96 pr.	
	12"	SS12	1.97 ea.	N/C
	20"	SS20	3.62 ea.	

N/C = No additional charge

LOCK SHIELD CAPS AND LOOSE KEYS

Use suffix after supply part #

DESCRIPTION	SUFFIX	ADDITIONAL CHARGE	
		CLOSET	LAVATORY
For Convertible™ and Convertible™ II	C	3.12 ea.	6.24 pr.

NEW DISCOUNT MULTIPLIERS!

Orders Over \$200 List

.50	.47	.45	.43
-----	-----	-----	-----

Orders Under \$200 List

.65

Questions? Contact our local manufacturer sales representative.

NOTES

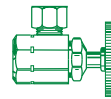
COMMERICAL FULL-TURN STOPS

Standard Line Lead Free Full turn compression set stem, solid brass stops.

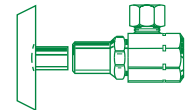
Premiere Heavy Line Lead Free Full turn compression set heavy stem, heavy pattern stop, highly polished solid brass.

ANGLE STOPS

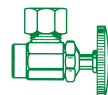
H= Heavy Premiere Line LK= Loose Key



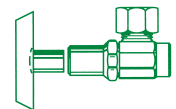
Pipe x Compression



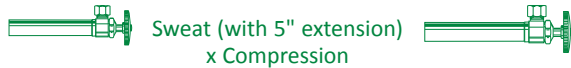
DESCRIPTION	PART #	CARTON QUANTITY	PRICE
$\frac{3}{8}$ IPS x $\frac{3}{8}$ OD STD	LFST01	100	9.35
$\frac{3}{8}$ IPS x $\frac{3}{8}$ OD STL LK	LFST01LK	100	10.84
$\frac{3}{8}$ IPS x $\frac{3}{8}$ OD HVY	LFHST01	100	21.24
$\frac{3}{8}$ IPS x $\frac{3}{8}$ OD HVY LK	LFHST01LK	100	25.49
$\frac{1}{2}$ IPS x $\frac{3}{8}$ OD STD	LFST02	100	10.97
$\frac{1}{2}$ IPS x $\frac{3}{8}$ OD STD LK	LFST02LK	100	11.98
$\frac{1}{2}$ IPS x $\frac{3}{8}$ OD HVY	LFHST02	100	21.40
$\frac{1}{2}$ IPS x $\frac{3}{8}$ OD HVY LK	LFHST02LK	100	25.99
$\frac{3}{8}$ IPS x $\frac{1}{2}$ OD STD	LFST03	100	12.19
$\frac{3}{8}$ IPS x $\frac{1}{2}$ OD STD LK	LFST03LK	100	13.45
$\frac{3}{8}$ IPS x $\frac{1}{2}$ OD HVY	LFHST03	100	23.88
$\frac{3}{8}$ IPS x $\frac{1}{2}$ OD HVY LK	LFHST03LK	100	28.07
$\frac{1}{2}$ IPS x $\frac{1}{2}$ OD STD	LFST04	100	14.41
$\frac{1}{2}$ IPS x $\frac{1}{2}$ OD STD LK	LFST04LK	100	15.52
$\frac{1}{2}$ IPS x $\frac{1}{2}$ OD HVY	LFHST04	100	24.20
$\frac{1}{2}$ IPS x $\frac{1}{2}$ OD HVY LK	LFHST04LK	100	28.41



Sweat x Compression

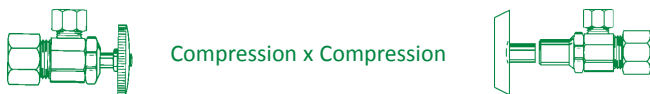


DESCRIPTION	PART #	CARTON QUANTITY	PRICE
$\frac{1}{2}$ Copper Swt x $\frac{3}{8}$ OD STD	LFST07	100	8.64
$\frac{1}{2}$ Copper Swt x $\frac{3}{8}$ OD STD LK	LFST07LK	100	10.00
$\frac{1}{2}$ Copper Swt x $\frac{3}{8}$ OD HVY	LFHST07	100	26.99
$\frac{1}{2}$ Copper Swt x $\frac{3}{8}$ OD HVY LK	LFHST07LK	100	31.25
$\frac{1}{2}$ Copper Swt x $\frac{1}{2}$ OD STD	LFST08	100	9.58
$\frac{1}{2}$ Copper Swt x $\frac{1}{2}$ OD STD LK	LFST08LK	100	10.96



Sweat (with 5" extension)
x Compression

DESCRIPTION	PART #	CARTON QUANTITY	PRICE
½ Copper Swt x ¾ OD STD	LFST082	100	13.14
½ Copper Swt x ¾ OD STD LK	LFST082LK	100	14.58
½ Copper Swt x ¾ OD HVY	LFHST082	100	36.09
½ Copper Swt x ¾ OD HVY LK	LFHST082LK	100	40.12
½ Copper Swt x ½ OD STD	LFST084	100	14.35
½ Copper Swt x ½ OD STD LK	LFST084LK	100	15.47
½ Copper Swt x ½ OD HVY	LFHST084	100	37.25
½ Copper Swt x ½ OD HVY LK	LFHST084LK	100	41.48



Compression x Compression

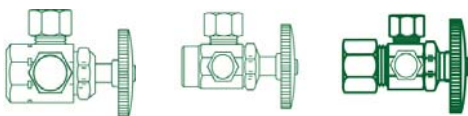
DESCRIPTION	PART #	CARTON QUANTITY	PRICE
½ Nominal x ¾ OD STD	LFST09	100	10.79
½ Nominal x ¾ OD STD LK	LFST09LK	100	12.32
½ Nominal x ¾ OD HVY	LFHST09	100	26.02
½ Nominal x ¾ OD HVY LK	LFHST09LK	100	30.26
½ Nominal x ½ OD STD	LFST10	100	12.25
½ Nominal x ½ OD STD LK	LFST10LK	100	13.49
½ Nominal x ½ OD HVY	LFHST10	100	27.01
½ Nominal x ½ OD HVY LK	LFHST10LK	100	31.25



Pipe x Pipe
with Stuffing Box

DESCRIPTION	PART #	CARTON QUANTITY	PRICE
¾ IPS x ¾ IPS STD	LFST05SB	100	11.72
¾ IPS x ¾ IPS STL LK	LFST05LKS	100	12.97
¾ IPS x ¾ IPS HVY	LFHST05SB	100	23.87
¾ IPS x ¾ IPS HVY LK	LFHST05LKS	100	28.07
½ IPS x ½ IPS HVY	LFHST06SB	100	25.21
½ IPS x ½ IPS HVY LK	LFHST06LKS	100	29.37

DUAL OUTLET STOPS

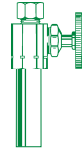


IPS, Sweat or Compression x Compression x Compression

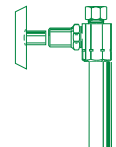
DESCRIPTION	PART #	CARTON QUANTITY	PRICE
½ IPS x ¾ OD x ¾ OD STD	LFDST02	100	17.96
½ Copper Swt x ¾ OD x ¾ OD STD	LFDST07	100	17.69
½ Nominal x ¾ OD x ¾ OD STD	LFDST09	100	19.80
½ Nominal x ¾ OD x ¾ OD STD LK	LFDST09LK	100	21.33
½ Nominal x ¾ OD x 1/4 OD STD	LFDSTDW09	100	24.52

STRAIGHT STOPS

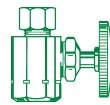
H= Heavy Premiere Line LK= Loose Key



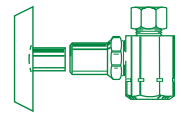
Sweat (with 5" extension)
x Compression



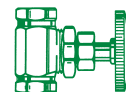
DESCRIPTION	PART #	CARTON QUANTITY	PRICE
½ Copper Swt x ¾ OD STD	LFST182	100	13.99
½ Copper Swt x ¾ OD STD LK	LFST182LK	100	15.15



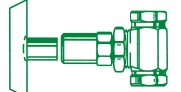
Pipe x Compression



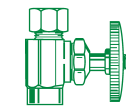
DESCRIPTION	PART #	CARTON QUANTITY	PRICE
¾ IPS x ¾ OD STD	LFST11	100	9.30
¾ IPS x ¾ OD STL LK	LFST11LK	100	10.41
¾ IPS x ¾ OD HVY	LFHST11	100	24.50
¾ IPS x ¾ OD HVY LK	LFHST11LK	100	25.49
½ IPS x ¾ OD STD	LFST12	100	13.68
½ IPS x ¾ OD STD LK	LFST12LK	100	13.68
¾ IPS x ½ OD STD	LFST13	100	12.13
¾ IPS x ½ OD STD LK	LFST13LK	100	13.34
½ IPS x ½ OD STD	LFST14	100	14.29
½ IPS x ½ OD STD LK	LFST14LK	100	15.52



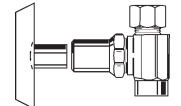
Pipe x Pipe with Stuffing Box



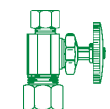
DESCRIPTION	PART #	CARTON QUANTITY	PRICE
¾ IPS x ¾ IPS STD	LFST15SB	100	11.91
¾ IPS x ¾ IPS STD LK	LFST15LKS	100	13.73
½ IPS x ½ IPS STD	LFST15SSB	100	13.58
½ IPS x ½ IPS STD LK	LFST15SLKS	100	15.46



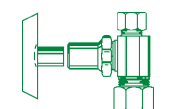
Sweat x Compression



DESCRIPTION	PART #	CARTON QUANTITY	PRICE
½ Copper Swt x ¾ OD STD	LFST16	100	9.78
½ Copper Swt x ¾ OD STD LK	LFST16LK	100	10.95
½ Copper Swt x ½ OD STD	LFST19	100	10.61
½ Copper Swt x ½ OD STD LK	LFST19LK	100	11.81



Compression x Compression



DESCRIPTION	PART #	CARTON QUANTITY	PRICE
½ Nominal x ¾ OD STD	LFST17	100	11.71
½ Nominal x ¾ OD STD LK	LFST17LK	100	12.94
½ Nominal x ½ OD STD	LFST18	100	12.62
½ Nominal x ½ OD STD LK	LFST18LK	100	13.85

LAVATORY AND CLOSET SUPPLY KITS

FLEXIBLE SUPPLIES

Standard Line Full turn compression set stem, solid brass stops.

Premiere Heavy Line Full turn compression set heavy stem, heavy pattern stop, highly polished solid brass.

LAVATORY SUPPLIES INCLUDE:

(2) Stop Valves, (2) Flexible Risers, (2) Chrome Plated Flanges

CLOSET SUPPLIES INCLUDE:

(1) Stop Valve, (1) Flexible Riser, (1) Chrome Plated Flange

SUPPLY KIT OPTIONS SEE PAGE 16

H= Heavy Premiere Line LK= Loose Key

LAVATORY SUPPLIES

PIPE X COMPRESSION

DESCRIPTION	PART #	PRICE
3/8 IPS x 3/8 OD STD	LF165	30.08
3/8 IPS x 3/8 OD STD LK	LF165LK	32.92
3/8 IPS x 3/8 OD HVY	LFH165	54.24
3/8 IPS x 3/8 OD HVY LK	LFH165LK	62.20
3/8 IPS x 1/2 OD STD	LF167	47.71
3/8 IPS x 1/2 OD STD LK	LF167LK	55.34
3/8 IPS x 1/2 OD HVY	LFH167	65.88
3/8 IPS x 1/2 OD HVY LK	LFH167LK	73.87
1/2 IPS x 3/8 OD STD	LF2165	33.67
1/2 IPS x 3/8 OD STD LK	LF2165LK	36.99
1/2 IPS x 3/8 OD HVY	LFH2165	54.47
1/2 IPS x 3/8 OD HVY LK	LFH2165LK	62.65
1/2 IPS x 1/2 OD STD	LF2167	50.73
1/2 IPS x 1/2 OD STD LK	LF2167LK	58.78
1/2 IPS x 1/2 OD HVY	LFH2167	66.68
1/2 IPS x 1/2 OD HVY LK	LFH2167LK	73.89

COMPRESSION X COMPRESSION

DESCRIPTION	PART #	PRICE
1/2 Nominal x 3/8 OD STD	LF2165CC	33.62
1/2 Nominal x 3/8 OD STD LK	LF2165CCLK	35.51
1/2 Nominal x 3/8 OD HVY	LFH2165CC	61.73
1/2 Nominal x 3/8 OD HVY LK	LFH2165CCLK	69.48
1/2 Nominal x 1/2 OD STD	LF2167CC	40.10
1/2 Nominal x 1/2 OD STD LK	LF2167CCLK	43.87
1/2 Nominal x 1/2 OD HVY	LFH2167CC	70.06
1/2 Nominal x 1/2 OD HVY LK	LFH2167CCLK	76.81

SWEAT X COMPRESSION

DESCRIPTION	PART #	PRICE
1/2 Copper Sweat x 3/8 OD STD	LF175	29.65
1/2 Copper Sweat x 3/8 OD STD LK	LF175LK	32.07
1/2 Copper Sweat x 3/8 OD HVY	LFH175	74.58
1/2 Copper Sweat x 3/8 OD HVY LK	LFH175LK	82.34
1/2 Copper Sweat x 1/2 OD STD	LF177	45.45
1/2 Copper Sweat x 1/2 OD STD LK	LF177LK	57.52

SWEAT X COMPRESSION (WITH 5" EXTENSION TUBE)



DESCRIPTION	PART #	PRICE
1/2 Copper Sweat x 3/8 OD STD	LF170	44.31
1/2 Copper Sweat x 3/8 OD STD LK	LF170LK	49.70
1/2 Copper Sweat x 3/8 OD HVY	LFH170	84.54
1/2 Copper Sweat x 3/8 OD HVY LK	LFH170LK	92.45
1/2 Copper Sweat x 1/2 OD STD	LF171	44.68
1/2 Copper Sweat x 1/2 OD STD LK	LF171LK	48.31
1/2 Copper Sweat x 1/2 OD HVY	LFH171	87.36
1/2 Copper Sweat x 1/2 OD HVY LK	LFH171LK	95.30

STRAIGHT LAVATORY SUPPLIES

DESCRIPTION	PART #	PRICE
1/2 Nominal x 3/8 OD STD	LF3165CC	43.58 pr.
1/2 Nominal x 3/8 OD STD LK	LF3165CCLK	46.03 pr.
1/2 Copper Sweat w/5" x 3/8 OD STD	LF270	46.03
1/2 Copper Sweat w/5" x 3/8 OD STD LK	LF270LK	50.85

CLOSET SUPPLIES

PIPE X COMPRESSION H= Heavy Premiere Line LK= Loose Key

DESCRIPTION	PART #	PRICE
3/8 IPS x 3/8 OD STD	LF166	17.90
3/8 IPS x 3/8 OD STD LK	LF166LK	19.47
3/8 IPS x 3/8 OD HVY	LFH166	30.11
3/8 IPS x 3/8 OD HVY LK	LFH166LK	36.81
3/8 IPS x 1/2 OD STD	LF169	26.74
3/8 IPS x 1/2 OD STD LK	LF169LK	30.26
3/8 IPS x 1/2 OD HVY	LFH169	37.99
3/8 IPS x 1/2 OD HVY LK	LFH169LK	42.16
1/2 IPS x 3/8 OD STD	LF2166	19.80
1/2 IPS x 3/8 OD STD LK	LF2166LK	21.30
1/2 IPS x 3/8 OD HVY	LFH2166	30.28
1/2 IPS x 3/8 OD HVY LK	LFH2166LK	34.57
1/2 IPS x 1/2 OD STD	LF2169	28.33
1/2 IPS x 1/2 OD STD LK	LF2169LK	32.43
1/2 IPS x 1/2 OD HVY	LFH2169	38.36
1/2 IPS x 1/2 OD HVY LK	LFH2169LK	42.64

COMPRESSION X COMPRESSION

DESCRIPTION	PART #	PRICE
1/2 Nominal x 3/8 OD STD	LF2166CC	18.72
1/2 Nominal x 3/8 OD STD LK	LF2166CCLK	20.70
1/2 Nominal x 3/8 OD HVY	LFH2166CC	35.24
1/2 Nominal x 3/8 OD HVY LK	LFH2166CCLK	39.47
1/2 Nominal x 1/2 OD STD	LF2169CC	21.66
1/2 Nominal x 1/2 OD STD LK	LF2169CCLK	23.56
1/2 Nominal x 1/2 OD HVY	LFH2169CC	37.84
1/2 Nominal x 1/2 OD HVY LK	LFH2169CCLK	41.37

SWEAT X COMPRESSION

DESCRIPTION	PART #	PRICE
½ Copper Sweat x ¾ OD STD	LF185	17.70
½ Copper Sweat x ¾ OD STD LK	LF185LK	19.60
½ Copper Sweat x ¾ OD HVY	LFH185	44.93
½ Copper Sweat x ¾ OD HVY LK	LFH185LK	50.52
½ Copper Sweat x ½ OD STD	LF187	29.91
½ Copper Sweat x ½ OD STD LK	LF187LK	31.75

SWEAT X COMPRESSION (WITH 5" EXTENSION TUBE)



DESCRIPTION	PART #	PRICE
½ Copper Sweat x ¾ OD STD	LF172	23.85
½ Copper Sweat x ¾ OD STD LK	LF172LK	27.43
½ Copper Sweat x ¾ OD HVY	LFH172	42.40
½ Copper Sweat x ¾ OD HVY LK	LFH172LK	46.78
½ Copper Sweat x ½ OD STD	LF173	27.00
½ Copper Sweat x ½ OD STD LK	LF173LK	30.53
½ Copper Sweat x ½ OD HVY	LFH173	56.66
½ Copper Sweat x ½ OD HVY LK	LFH173LK	59.63

RIGID SUPPLIES


RIGID LAVATORY SUPPLIES

Each lavatory supply kit includes (2) brass stop valves with stuffing box, (4) chrome plated nipples, (2) reducers and (2) chrome plated steel flanges. (Tailpieces must be ordered separately).

RIGID CLOSET SUPPLIES

Each closet supply kit includes (1) brass stop valve with stuffing box, (2) chrome plated nipples and (1) chrome plated steel flange. (Tailpieces must be ordered separately).

STANDARD LINE - Stop valves are chrome plated solid brass.
PREMIERE HEAVY LINE - Heavy stop valves are chrome plated and highly polished solid brass.

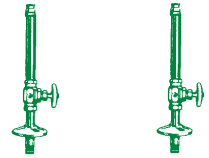


ANGLE LAVATORY SUPPLIES

DESCRIPTION	PART #	PRICE
¾ IPS STD	LF158	74.49 pr.
¾ IPS STD LK	LF158LK	81.30 pr.
¾ IPS HVY	LFH158	94.52 pr.
¾ IPS HVY LK	LFH158LK	102.89 pr.
½ IPS HVY	LFH2158	114.29 pr.
½ IPS HVY LK	LFH2158LK	122.82 pr.

ANGLE CLOSET SUPPLIES

DESCRIPTION	PART #	PRICE
¾ IPS STD	LF159	38.83 ea.
¾ IPS STD LK	LF159LK	43.60 ea.
¾ IPS HVY	LFH159	46.10 ea.
¾ IPS HVY LK	LFH159LK	50.90 ea.



STRAIGHT LAVATORY SUPPLIES

DESCRIPTION	PART #	PRICE
¾ IPS STD	LF157	197.66 pr.
¾ IPS STD LK	LF157LK	206.88 pr.



STRAIGHT CLOSET SUPPLIES

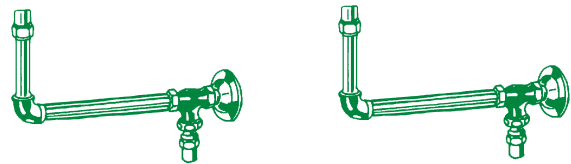
DESCRIPTION	PART #	PRICE
¾ IPS STD	LF160	62.77 ea.
¾ IPS STD LK	LF160LK	67.86 ea.

BRASS TAILPIECES
NOTE: SUPPLIED AS EACH



DESCRIPTION	PART #	PRICE
¼ x 2 Straight EA.	TPC2STR	7.85 ea.
¼ x 2 Offset EA.	TPC2OFR	12.95 ea.

WHEELCHAIR LAVATORY SUPPLY



DESCRIPTION	PART #	PRICE
¾ IPS with ¾ x ¼ Reducer STD	LF158WC	120.12 pr.

HOSPITAL SUPPLIES - HICASPL



Includes Heavy Premiere Line solid brass chrome plated stop, loose key, 36" chrome plated riser, 5" nipple and flange.

DESCRIPTION	PART #	PRICE
¾ IPS x ¾ OD	LFH165LKHICASPL	78.37 ea.



SUPPLY KIT ADDERS

FLANGE OPTIONS - Use suffix after supply part

DESCRIPTION	SUFFIX	ADDITIONAL CHARGE	
		CLOSET	LAVATORY
Heavy Brass, Set Screw, Chrome Plated	F	10.37 ea.	20.74 pr.
Deep Flange (Bell Type), Chrome Plated Wrought Brass	DF	7.64 ea.	15.28 pr.
Deep Flange (Bell Type), Chrome Plated Steel	SDF	1.62 ea.	3.24 pr.

NIPPLE OPTIONS - Use suffix after supply part

DESCRIPTION	SUFFIX	ADDITIONAL CHARGE		
		CLOSET		LAVATORY
3" Nipple	N3	9.14 ea.	3/8 IPS	18.28 pr.
		13.54 ea.	1/2 IPS	27.11 pr.
5" Nipple	N5	14.13 ea.	3/8 IPS	28.26 pr.
		17.19 ea.	1/2 IPS	34.38 pr.

RISER OPTIONS FLEXIBLE COPPER - Use suffix after supply part

DESCRIPTION	SUFFIX	ADDITIONAL CHARGE	
		3/8" OD	1/2" OD
Lavatory	15"	R15	4.34 pr. N/C
	20"	R20	9.29 pr. 11.12 pr.
	36"	R36	41.39 pr. N/C
Closet	20"	R20	4.88 ea. 5.43 ea.
	12"	CR	6.63 ea.
Compression	20"	CR20	13.16 ea.
	12"	SR	3.54 ea.
Sweat	12"	SR	3.54 ea.
	20"	SR20	9.73 ea.

RISER OPTIONS BRAIDED STAINLESS STEEL

Use suffix after supply part #

DESCRIPTION	SUFFIX	ADDITIONAL CHARGE	
		3/8" OD	1/2" OD
Lavatory	9"	SS9	N/C
	12"	SS12	1.97 pr. N/C
	16"	SS16	3.83 pr.
	20"	SS20	5.70 pr. 1.98 pr.
	30"	SS30	10.85 pr.
	36"	SS36	13.96 pr.
Closet	12"	SS12	1.97 ea. N/C
	20"	SS20	3.62 ea.

N/C = No additional charge

HANDLE OPTIONS - Use suffix after supply part

DESCRIPTION	SUFFIX	ADDITIONAL CHARGE	
		CLOSET	LAVATORY
Cross Handle	X	8.07 ea.	16.14 pr.

LOCK SHIELD CAPS AND LOOSE KEYS

Use suffix after supply part #

DESCRIPTION	SUFFIX	ADDITIONAL CHARGE	
		CLOSET	LAVATORY
For Premier and Heavy Pattern	C	3.12 ea.	6.24 pr.

SINGLE SUPPLY OPTION FOR LAVATORIES

Use suffix after supply part #

DESCRIPTION	SUFFIX	ADDITIONAL CHARGE
Lavatory (Single Supply Option)	EA	1/2 pair list price + 2.70

STUFFING BOX OPTION FOR SUPPLIES

Use suffix after supply part #

DESCRIPTION	SUFFIX	ADDITIONAL CHARGE	
		CLOSET	LAVATORY
Stuffing box for supplies	SB	4.49 ea.	8.98 pr.

SCREWDRIVER STEM OPTION FOR SUPPLIES

Use suffix after supply part #

DESCRIPTION	SUFFIX	ADDITIONAL CHARGE	
		CLOSET	LAVATORY
Screwdriver stem for supplies	SD	4.49 ea.	8.98 pr.

LOOSE KEY FOR MCGUIRE STOPS AND SUPPLIES

DESCRIPTION	PART#	CARTON QUANTITY	PRICE
Key for loose key (McGuire stops)	K1	50	2.98

NEW DISCOUNT MULTIPLIERS!

Orders Over \$200 List

.50 .47 .45 .43

Orders Under \$200 List

.65

Questions? Contact our local manufacturer sales representative.

CONTRACTOR TRIM KITS

- McGuire Contractor Trim Kits are designed for individual contractors based on their installation requirements.

- All trim components (P-Traps, strainers, water supplies and fittings) are packed in one box with the contractor's part number and trim package name. One box to order, one box to stage and one box to clean up.

- Information on designing contractor kit is available at www.mcguiremfg.com.

CONTINUOUS WASTES

CONTINUOUS WASTES - REGULAR DUTY

1½ End Outlet

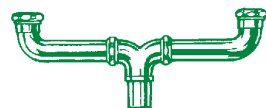


Available Prewrapped in McGuire's Prowrap®
111C16G17 ONLY

DESCRIPTION	PART #	PRICE
1½ End Outlet 16" CTR 20GA	111C16G20	58.94
1½ End Outlet 16" CTR 17GA	111C16G17	86.30
1½ End Outlet 21" CTR 20GA	111C21G20	71.55
1½ End Outlet 21" CTR 17GA	111C21G17	102.70
1½ End Outlet 25" CTR 20GA	111C25G20	82.96
1½ End Outlet 25" CTR 17GA	111C25G17	102.70

CONTINUOUS WASTES - REGULAR DUTY

1½ Center Outlet



Available Prewrapped in McGuire's Prowrap®
113C16G17 ONLY

DESCRIPTION	PART #	PRICE
1½ Ctr Outlet 16" CTR 20GA	113C16G20	73.89
1½ Ctr Outlet 16" CTR 17GA	113C16G17	93.43
1½ Ctr Outlet 21" CTR 20GA	113C21G20	80.63
1½ Ctr Outlet 21" CTR 17GA	113C21G17	97.44
1½ Ctr Outlet 25" CTR 20GA	113C25G20	92.64
1½ Ctr Outlet 25" CTR 17GA	113C25G17	109.49

HEAVY DUTY BATTERY INSTALLATION CONTINUOUS WASTES



DESCRIPTION	PART #	PRICE
END OUTLET		
1½ x 1½ 2 Part	5202	151.17
1¼ x 1½ 2 Part	5204	158.61
1½ x 1½ 3 Part	520A2	185.85
1¼ x 1½ 3 Part	520A4	186.31
CENTER OUTLET		
1½ x 1½ 3 Part	5212	309.31
1¼ x 1½ 3 Part	5214	310.28

HEAVY BRASS NIPPLES AND FLANGES

HEAVY SOLID BRASS SET SCREW FLANGES (Polished Chrome)



DESCRIPTION	CHROME	
	PART #	PRICE
3/8 IPS	127038	10.97
1/2 IPS	127050	11.12
5/8 OD (1/2" Copper)	127058	11.39
1 1/16 OD (5/8" Copper)	127069	11.72
3/4 IPS	127075	12.27
7/8 OD (3/4" Copper)	127078	12.27
1" IPS	127100	13.15
1 1/4 IPS	127125I	13.38
1 1/4 OD	127125O	12.50
1 1/2 IPS	127150I	13.80
1 1/2 OD	127150O	12.68
1 5/8 OD (1 1/2" Copper)	127158O	23.19
2" IPS	127200I	21.37
2" OD	127200O	20.19

CAST BRASS NIPPLES (Polished Chrome)



DESCRIPTION	CHROME	
	PART #	PRICE
3/8 x 1 1/2	N038015	7.07
3/8 x 2	N038020	7.91
3/8 x 3	N038030	9.14
	N038035	10.07
3/8 x 4	N038040	11.77
3/8 x 5	N038050	14.13
3/8 x 5 1/2	N038055	14.54
3/8 x 6	N038060	17.48
3/8 x 6 1/2	N038065	25.17
3/8 x 10	N038100	37.97
3/8 x 12	N038120	50.80
3/8 x 15	N038150	58.94
3/8 x 20	N038200	105.95
3/8 x 24	N038240	111.24
1/2 x 3	N050030	13.55
1/2 x 4	N050040	15.26
1/2 x 5	N050050	17.19
1/2 x 5 1/2	N050055	18.57
1/2 x 6	N050060	20.49
1 1/4 x 6	N125060	45.42
1 1/2 x 6	N150060	52.04
2 x 6	N200060	162.42

MISCELLANEOUS

SHOWER ARMS Heavy Chrome Plated Brass with Flange



DESCRIPTION	PART #	PRICE
1/2 IPS x 6 Threaded 45 Degree	156 SA6	14.14
Same as 156 SA6 w/ set screw flange	156 SA6F	19.97
1/2 IPS x 8 Threaded 45 Degree	156 SA8	26.47
Same as 156 SA8 w/ set screw flange	156 SA8F	27.73

CLOSET SPUDS WITH BRASS LOCK NUTS



DESCRIPTION	PART #	PRICE
1" x 3/4"	301134	8.04
1 1/4" x 1 1/4"	3011414	8.83
1 1/2" x 1 1/2"	3011212	11.41
2" x 1 1/2"	301212	14.98

COVERING TUBE



DESCRIPTION	PART #	PRICE
2" x 6"	164	25.78

CAST BRASS WASTE VENT CONNECTIONS

(Desanko Type)

With compression ring and slip nut or body alone.



Female Sweat

DESCRIPTION	PART #	PRICE
1 1/4 x 1 1/2 Chrome Plated Brass Nut	FS42PC	13.16
1 1/4 x 1 1/2 Chrome Plated Zinc Nut	FS42PZ	9.27
1 1/4 x 1 1/2 Rough Brass Nut	FS42RB	8.87
1 1/2 x 1 1/2 Chrome Plated Brass Nut	FS22PC	13.16
1 1/2 x 1 1/2 Chrome Plated Zinc Nut	FS22PZ	9.73
1 1/2 x 1 1/2 Rough Brass Nut	FS22RB	9.07

FEMALE IPS THREAD



DESCRIPTION	PART #	PRICE
1 1/4 x 1 1/4 Less Nut	FT44B	5.89
1 1/4 x 1 1/4 Chrome Plated Brass Nut	FT44PC	13.49
1 1/4 x 1 1/4 Chrome Plated Zinc Nut	FT44PZ	7.95
1 1/4 x 1 1/4 Rough Brass Nut	FT44RB	8.69
1 1/4 x 1 1/2 Less Nut	FT42B	6.83
1 1/4 x 1 1/2 Chrome Plated Brass Nut	FT42PC	14.50
1 1/4 x 1 1/2 Chrome Plated Zinc Nut	FT42PZ	8.27
1 1/4 x 1 1/2 Rough Brass Nut	FT42RB	9.04
1 1/2 x 1 1/2 Less Nut	FT22B	8.15
1 1/2 x 1 1/2 Chrome Plated Brass Nut	FT22PC	14.34
1 1/2 x 1 1/2 Chrome Plated Zinc Nut	FT22PZ	8.58
1 1/2 x 1 1/2 Rough Brass Nut	FT22RB	9.41

MALE IPS THREAD



DESCRIPTION	PART #	PRICE
1 1/4 x 1 1/4 Less Nut	MT44B	9.24
1 1/4 x 1 1/4 Chrome Plated Brass Nut	MT44PC	13.41
1 1/4 x 1 1/4 Chrome Plated Zinc Nut	MT44PZ	9.73
1 1/4 x 1 1/4 Rough Brass Nut	MT44RB	10.64
1 1/4 x 1 1/2 Chrome Plated Brass Nut	MT42PC	13.73
1 1/4 x 1 1/2 Chrome Plated Zinc Nut	MT42PZ	10.85
1 1/4 x 1 1/2 Rough Brass Nut	MT42RB	11.12
1 1/2 x 1 1/2 Less Nut	MT22B	9.93
1 1/2 x 1 1/2 Chrome Plated Brass Nut	MT22PC	14.62
1 1/2 x 1 1/2 Chrome Plated Zinc Nut	MT22PZ	10.90
1 1/2 x 1 1/2 Rough Brass Nut	MT22RB	11.16

MARINE PLUMBING

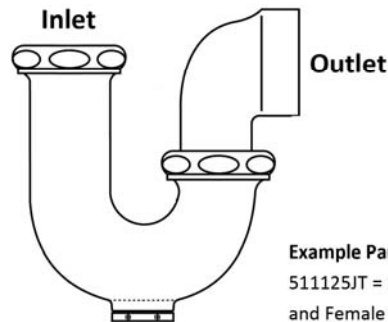
MARINE PLUMBING EQUIPMENT

All marine traps have standard 2" water seal (4" available). Inlet and outlet connections can be grooved for preformed silbrazze rings. Special order traps can be made to meet your specifications. Call our marine specialist with your requirements and for price and availability on all marine plumbing products.

Step 1

Choose an Inlet and Outlet style from the options below:

- T - Female
- J - Slip Joint
- U - Union
- S - Silbrazze
- Z - Silbrazze Union
- G - Grooved



Example Part Number:
511125JT = 1 1/4" x 1 1/4" with Slip Joint Inlet and Female Outlet

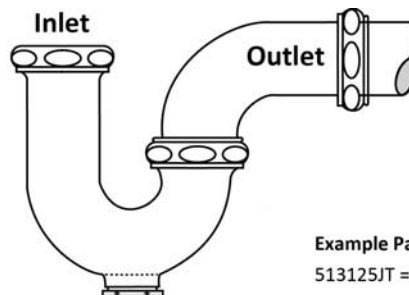
Step 2

Add the letters to the end of your base part number as shown in the example below.

Step 1

Choose an Inlet and Outlet style from the options below:

- T - Female
- J - Slip Joint
- U - Union
- S - Silbrazze
- Z - Silbrazze Union
- G - Grooved



Example Part Number:
513125JT = 1 1/4" x 1 1/4" with Slip Joint Inlet and Female Outlet

Step 2

Add the letters to the end of your base part number as shown in the example below.



COMPONENT ITEMS (Bulk Packaged)

WROUGHT BRASS SHALLOW FLANGES
(Chrome Plated)



DESCRIPTION	PART #	CARTON QUANTITY	PRICE
3/8" IPS	WE038	100	6.79
1/2" IPS	WE050	100	6.79
1 1/2" OD	WE1500	100	7.91

WROUGHT BRASS DEEP BELL FLANGES
(Chrome Plated)



DESCRIPTION	PART #	CARTON QUANTITY	PRICE
3/8" IPS	WE038D	100	8.57
1/2" IPS	WE050D	100	8.57
5/8" OD (1/2 Copper)	WE058D	100	8.57
1 1/16" OD	WE069D	100	8.57
1 1/4" OD	WE125D	100	8.87
1 1/2" OD	WE150D	100	8.87

WROUGHT BRASS BOX FLANGE
(Chrome Plated)



DESCRIPTION	PART #	CARTON QUANTITY	PRICE
1 1/4" OD	WB125BS	100	21.42
1 1/2" OD	WB150BS	100	22.05

WROUGHT STEEL SHALLOW FLANGES
(Chrome Plated)



DESCRIPTION	PART #	CARTON QUANTITY	PRICE
3/8" IPS	SE038	100	.91
1/2" IPS	SE050	100	.91
5/8" OD (1/2 Copper)	SE058	100	.91
1 1/4" OD	SE125	100	1.09
1 1/2" OD	SE150	100	1.09

WROUGHT STEEL BOX FLANGES
(Satin Chrome Plated)



DESCRIPTION	PART #	CARTON QUANTITY	PRICE
1 1/4" OD	SE125BS	100	5.91
1 1/2" OD	SE150BS	100	5.91
2" OD	SE200BS	100	9.91

WROUGHT STEEL DEEP BELL FLANGES
(Chrome Plated)



DESCRIPTION	PART #	CARTON QUANTITY	PRICE
3/8" IPS	SE038D	100	2.51
1/2" IPS	SE050D	100	2.51
5/8" OD (1/2 Copper)	SE058D	100	2.51
1 1/16" OD	SE069D	100	2.51
1 1/4" OD	SE125D	100	2.63
1 1/2" OD	SE150D	100	2.63
1 23/32" OD	SE172D	100	5.93

WALL BENDS 17GA - SEAMLESS
(Seamless Tubular Brass
Chrome Plated)



Custom sizes available upon request.

DESCRIPTION	PART #	CARTON QUANTITY	PRICE
1 1/4 x 7 1/2	WB12507517S	25	15.49
1 1/4 x 8 1/2	WB12508517S	25	17.33
1 1/4 x 12	WB12512017S	25	27.49
1 1/4 x 15	WB12515017S	25	32.58
1 1/2 x 7 1/2	WB15007517S	25	18.47
1 1/2 x 9	WB15009017S	25	23.55
1 1/2 x 12	WB15012017S	25	36.94
1 1/2 x 15	WB15015017S	25	41.96
2 x 10	WB20010017	25	63.35



EXTRA LONG 1 1/2 WALL BENDS - 17GA
IN-STOCK IN CT AND AZ LOCATIONS

DESCRIPTION	PART #	CARTON QUANTITY	PRICE
1 1/2 x 18	WB15018017S	25	44.85
1 1/2 x 24	WB15024017S	25	50.01
1 1/2 x 30	WB15030017S	25	53.56
1 1/2 x 36	WB15036017S	25	59.20

**THREADED ONE END TAILPIECES
17GA SEAMLESS BRASS
(Chrome Plated)**



DESCRIPTION	PART #	CARTON QUANTITY	PRICE
1 1/4 x 6	TL12506017	50	11.96
1 1/4 x 8	TL12508017	25	21.48
1 1/4 x 10	TL12510017	25	23.24
1 1/4 x 12	TL12512017	25	25.94
1 1/4 x 1 1/2 x 6	TL12515006017	25	21.19
1 1/4 x 18	TL12518017	25	35.93
1 1/4 x 24	TL12524017	25	47.09
1 1/2 x 4	TL15004017	25	10.36
1 1/2 x 6	TL15006017	25	13.91
1 1/4 x 10 1/2 90 Degree	TL1259017	25	31.77

**SINK TAILPIECES SEAMLESS BRASS
(Chrome Plated)**



DESCRIPTION	PART #	CARTON QUANTITY	PRICE
17GA BRASS			
1 1/2 x 4	*ST15004017	25	11.29
1 1/2 x 6	*ST15006017	25	12.82
1 1/2 x 8	*ST15008017	25	16.33
1 1/2 x 12	*ST15012017	25	19.76
2 x 6	*2646	25	26.76
2 x 12	*26412	25	47.92
20GA BRASS			
1 1/2 x 4	*ST15004020	25	7.56

*Add suffix BN for brass nut and washer.

Add \$2.85 (1 1/2") \$5.82 (2")

LOCK SHIELD CAPS



DESCRIPTION	PART #	CARTON QUANTITY	PRICE
Standard Line Stop	C1	100	3.12
Heavy Duty Stop	HC1	100	3.12

CROSS HANDLE

Cast brass fits all McGuire multi-turn stops.



DESCRIPTION	PART #	CARTON QUANTITY	PRICE
Cross Handle	X1	100	8.07

LOOSE KEY FOR MCGUIRE STOPS AND SUPPLIES

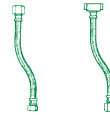
DESCRIPTION	PART #	CARTON QUANTITY	PRICE
Loose Key for McGuire stops	K1	50	2.98

**CAST BRASS SLIP JOINT NUTS
WITH WASHERS**



DESCRIPTION	CHROME		ROUGH BR		CARTON QUANTITY
	PART #	PRICE	PART #	PRICE	
1 1/4 x 1 1/4	311125125W	2.88	311125125RW	2.71	200
1 1/2 x 1 1/4	311150125W	3.63	311150125RW	3.27	200
1 1/2 x 1 1/2	311150150W	3.63	311150150RW	3.43	200
2 x 1 1/2	311200150W	7.88	311200150RW	7.56	100
2 x 2	311200200DW	7.42	311200200RW	7.12	100

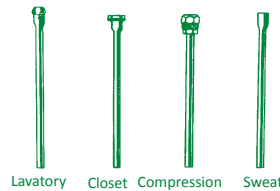
STAINLESS STEEL BRAIDED RISERS



Custom sizes available upon request.

DESCRIPTION	PART #	CARTON QUANTITY	PRICE
LAVATORY			
3/8" COMP x 1/2" IPS x 9	SSLAV09050038	100	5.55
3/8" COMP x 1/2" IPS x 12	SSLAV12050038	100	6.69
3/8" COMP x 1/2" IPS x 16	SSLAV16050038	100	7.63
3/8" COMP x 1/2" IPS x 20	SSLAV20050038	100	8.57
3/8" COMP x 1/2" IPS x 30	SSLAV30050038	40	11.17
3/8" COMP x 1/2" IPS x 36	SSLAV36050038	40	12.69
1/2" COMP x 1/2" IPS x 12	SSLAV12050050	100	7.40
1/2" COMP x 1/2" IPS x 20	SSLAV20050050	100	9.06
CLOSET - 7/8" ballcock			
3/8" COMP x 9	SSCLO09050038	100	5.55
3/8" COMP x 12	SSCLO12050038	100	6.69
3/8" COMP x 12	SSCLO12050050	100	7.63
3/8" COMP x 20	SSCLO20050038	100	9.14

COPPER FLEXIBLE RISER TUBES



Custom sizes available upon request.

DESCRIPTION	PART #	CARTON QUANTITY	PRICE
LAVATORY			
3/8" OD x 12	M65	100	5.72
3/8" OD x 15	M61	100	7.75
3/8" OD x 20	M66	100	10.35
3/8" OD x 36	M62	100	18.59
1/2" OD x 12	M67	100	8.16
1/2" OD x 20	M68	100	13.67
CLOSET			
3/8" OD x 12	M69	100	7.36
3/8" OD x 20	M70	100	9.71
1/2" OD x 12	M71	100	9.71
1/2" OD x 20	M72	100	15.51
COMPRESSION			
3/8" OD x 12	M65C	100	12.03
3/8" OD x 20	M66C	100	20.07
SWEAT			
3/8" OD x 12	M75	100	9.23

TERMS & CONDITIONS

TERMS: All sales are subject to credit approval.

Terms are 2% ten days – Net 30.

RETURNED GOODS: Requests for returning purchased items are subject to McGuire Manufacturing Co., Inc. approval.

A Returned Goods Authorization (RGA) must be obtained from the factory prior to any return. Returned merchandise must be in their original cartons, listed in our current List Price Sheet and in clean resalable condition.

Restocking charge:

- Material that was shipped within 18 months before McGuire's receipt of return request is subject to a 25% restocking charge.
- Material that was shipped more than 18 months but less than two years before McGuire's receipt of the return request is subject to a 50% restocking charge. Material returned more than 18 months after it was shipped is not subject to any stock rotation agreement.
- Material that was shipped more than two years before the return request is not returnable. Shipping dates are determined according to packaging date, or if none, the date stamped on the product, or, if none, the invoice date.

McGuire may, in its discretion, reduce the restocking charge if customer places a new order of value equal to or exceeding the value of the return sought at the time the RGA is requested.

- 25% may be reduced to 15%.
- 50% may be reduced to 35%.

MINIMUM RETURN POLICY: Return requests less than \$200.00 net will be charged \$50.00 processing fee in lieu of any restocking charge.

NON-RETURNABLE PRODUCT POLICY: Specific McGuire products may require written preapproval from McGuire at the time of purchase; items such as special finishes, SaniGuard items and various non-catalog items.

INVOICE: We reserve the right to invoice all merchandise at prices in effect at time of shipment.

NO MINIMUM ORDER: Orders less than \$200.00 list will be invoiced at list price less 35%.

FREIGHT: We will pay the freight on shipments within the continental United States when the order (pre-tax) totals more than \$2,200.00 net. We select the method of shipment and carrier when we pay the freight.

LIMITED WARRANTY

McGuire Manufacturing Co., Inc warrants its product to be free from defects in material and workmanship for the period indicated below by product type measured from the date of purchase:

ITEM	WARRANTY PERIOD
Brass products "Classic" McGuire	3 years
Prowrap	3 years
Eco P-Traps and Eco Strainers	1 year
Stainless Steel products	1 year
Lite Commercial MCT P-Traps	1 year

McGuire's sole responsibility will be to replace, at no additional charge, any product which proves to be defective within the applicable warranty period and "Warranty Product". The customer shall be responsible for the following costs, incurred in connection with the above Limited Warranty: (i) shipping costs for product outside the continental United States, and (ii) taxes and import duties, if levied.

The above Limited Warranty shall not apply if the product has been damaged due to abuse, misuse, improper installation, accident, or other cause not within McGuire's control. This limited warranty is conditioned on the product being properly installed, used and serviced.

THE ABOVE LIMITED WARRANTY IS THE SOLE AND EXCLUSIVE WARRANTY. ALL OTHER WARRANTIES ARE DISCLAIMED, WHETHER EXPRESSED OR IMPLIED, INCLUDING BUT NOT LIMITED TO, ANY IMPLIED WARRANTIES OF MERCHANTABILITY OR FITNESS FOR A PARTICULAR PURPOSE. IN NO EVENT SHALL MCGUIRE BE RESPONSIBLE OR LIABLE FOR ANY SPECIAL, INDIRECT, INCIDENTAL, OR CONSEQUENTIAL DAMAGES OR LOSSES INCLUDING LOST PROFITS OR REVENUES ARISING FROM THE USE OF THIS PRODUCT.

McGuire may, at its option, alter the contents of this LIMITED WARRANTY at anytime. These changes will affect products manufactured after the effective date of this policy.

Please be advised that the published terms and conditions above are accurate from the date of printed publication and are subject to change. Refer to McGuire's most current terms and conditions online at mcguiremfg.com.

JANUARY 2018



McGuire Manufacturing Co., Inc.
60 Grandview Court
Cheshire, Connecticut 06410
203-699-1801 • Fax: 203-699-1813
mcguiremfg.com