

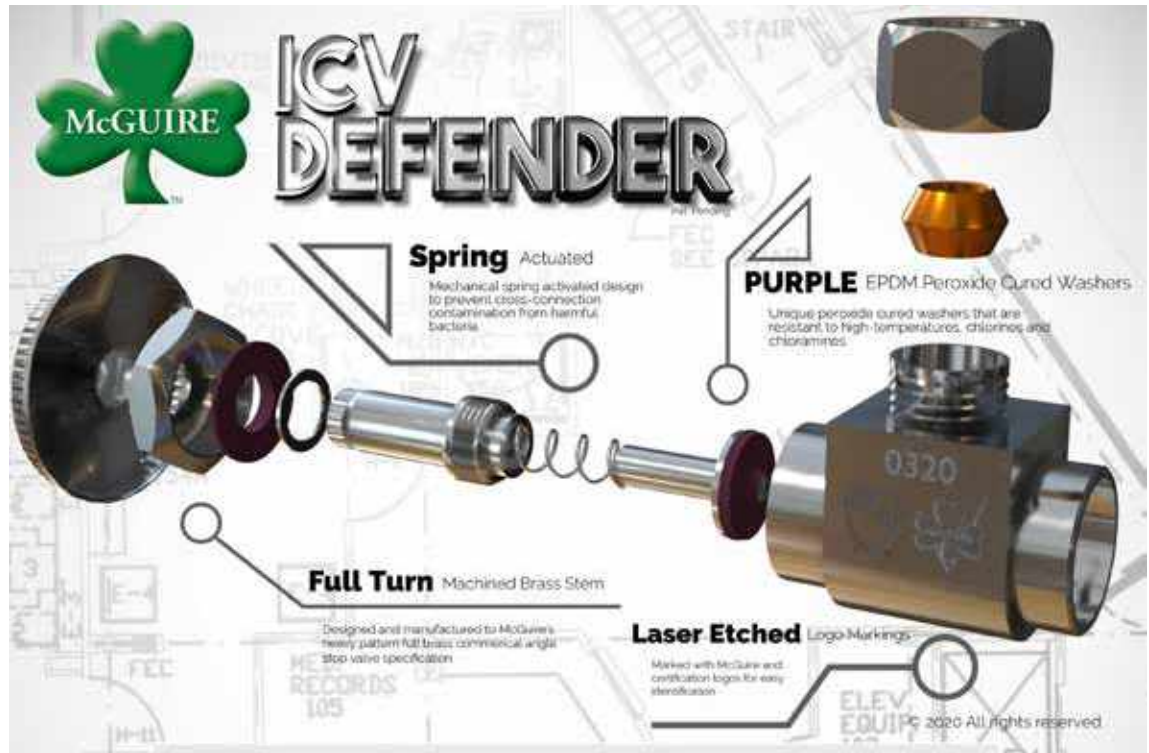


**McGUIRE**  
Expertise . Creativity . Precision . Relationship-centric  
**McGUIRE**

June 2021  
List Price Book  
[mcguiremfg.com](http://mcguiremfg.com)

# Your last line of defense

McGuire's Integral Check Valve to defend against cross-connection contamination



See page 11 for details

## Check-out McGuire's ECO Line Supply Kits:

- Case quantity of 25 for fast shipping and competitive pricing
- Manufactured to the same standards of McGuire's standard line
- See page 13 for details





McGuire Manufacturing Co., Inc.  
 60 Grandview Court  
 Cheshire, Connecticut 06410  
 203-699-1801 • Fax: 203-699-1813  
 mcguiremfg.com

**JUNE 2021**

**P-TRAPS**

**Classic McGuire**

**PROFESSIONAL LINE** - heavy brass slip nuts, 1½ P-Trap and 1¼ P-Trap length (full 11-1/2" C-E), 17GA wall bend. 8903C and 8904C (full 13-3/4" C-E).

**STOCK LINE PLUS** - heavy brass slip nuts, P-Trap length 10½" C-E, 17GA wall bend.

**STOCK LINE** - die cast slip nuts, P-Trap length 10½" C-E, 17GA wall bend.

**ECO-LINE** - includes cast brass J-Bend, 17GA seamless brass wall bend and your choice of zinc or brass nuts and steel shallow or box flange.

**17GA MCT "Lite Commercial" P-Traps** - Includes 17GA seamless brass J-Bends and wall bends with your choice of zinc or brass nuts and steel shallow or box flange. Page 2.

**CAST BODY ADJUSTABLE P-TRAPS WITH TUBULAR WALL BEND (Fed. Spec. WWP-541)**



DESCRIPTION	POLISHED CHROME	
	PART #	PRICE
<b>PROFESSIONAL LINE</b>		
1¼ x 1¼ 17GA	<b>8872C</b>	64.52
1¼ x 1½ 17GA	<b>8902C</b>	71.70
1¼ x 1½ 17GA - without cleanout	<b>8902CNC</b>	71.70
1½ x 1½ 17GA	<b>8912C</b>	71.70
1½ x 1½ 17GA - without cleanout	<b>8912CNC</b>	71.70
1½ x 2 17GA	<b>8903C</b>	231.71
2 x 2 17GA	<b>8904C</b>	231.71
<b>STOCK LINE PLUS</b>		
1¼ x 1¼ 17GA	<b>B8872C</b>	59.52
1¼ x 1½ 17GA	<b>B8902C</b>	66.17
1¼ x 1½ 17GA - without cleanout	<b>B8902CNC</b>	66.17
1½ x 1½ 17GA	<b>B8912C</b>	66.17
1½ x 1½ 17GA - without cleanout	<b>B8912CNC</b>	66.17
<b>STOCK LINE</b>		
1¼ x 1¼ 17GA	<b>C8872C</b>	56.28
1¼ x 1½ 17GA	<b>C8902C</b>	61.51
1½ x 1½ 17GA	<b>C8912C</b>	61.51

Use suffix GJ for 1-1/2" ground joint wall bend on Professional Line P-Traps.

**CAST BRASS N.Y. UTILITY P-TRAP**



Solid, heavy cast brass utility p-trap with 17GA 10" utility arm and box flange.

DESCRIPTION	PART #	FINISH	PRICE
1¼ x 1½, 1½	<b>8090M</b>	chrome	101.64

**VANDAL P-TRAP®**



Adjustable Style

Vandal resistant cast body p-trap with or without cleanout. Furnished with brass friction inlet, cast brass slip nuts, 17GA seamless tubular wall bend and box flange.



Ground Joint Swivel Style

Vandal resistant cast brass p-trap with or without cleanout. Furnished with brass friction inlet, cast brass slip nuts, and cast brass ground joint elbow.

DESCRIPTION	POLISHED CHROME	
	PART #	PRICE
1¼ x 1½ OUTLET	<b>V8902CNC</b>	99.37
1½ x 1½ OUTLET	<b>V8912CNC</b>	99.37
1¼ x 1½ IPS	<b>V8090CNC</b>	103.23
1½ x 1½ IPS	<b>V8089CNC</b>	103.23
1¼ x 1½ OUTLET w/cleanout	<b>V8902C</b>	99.37
1½ x 1½ OUTLET w/cleanout	<b>V8912C</b>	99.37
1¼ x 1½ IPS w/cleanout	<b>V8090C</b>	103.23
1½ x 1½ IPS w/cleanout	<b>V8089C</b>	103.23

**CAST BRASS GROUND JOINT SWIVEL P-TRAPS (L.A. Style) (Fed. Spec. WWP-541)**



Heavy cast brass adjustable p-trap with cleanout plug. Furnished with cast brass ground joint elbow, and cast brass slip nuts.

DESCRIPTION	CHROME		SATIN		ROUGH BR	
	PART #	PRICE	PART #	PRICE	PART #	PRICE
1¼ x 1¼ IPS	<b>8088C</b>	70.86	<b>8088S</b>	70.85	<b>8088R</b>	58.02
1¼ x 1½ IPS	<b>8090C</b>	76.17	<b>8090S</b>	64.71	<b>8090R</b>	60.70
1½ x 1½ IPS	<b>8089C</b>	76.17	<b>8089S</b>	64.71	<b>8089R</b>	60.70
1½ x 2 IPS	<b>1207C</b>	209.92	<b>1207S</b>	192.21	<b>1207R</b>	184.52
2 x 2 IPS	<b>1208C</b>	209.92	<b>1208S</b>	192.21	<b>1208R</b>	184.52

**CAST BRASS GROUND JOINT SWIVEL P-TRAPS WITHOUT CLEANOUT PLUG (Los Angeles Approved)(Fed. Spec. WWP-541)**

Heavy cast brass adjustable p-trap without cleanout plug. Furnished with cast brass ground joint elbow, and cast brass slip nuts.

DESCRIPTION	CHROME	
	PART #	PRICE
1¼ x 1½ IPS	<b>8090CNC</b>	76.17
1½ x 1½ IPS	<b>8089CNC</b>	76.17



**CAST BRASS N.Y. REGULATION P-TRAPS**



Solid, heavy cast brass p-trap with cleanout plug. Furnished with cast brass slip nut. (Fed. Spec. WWP-541)

DESCRIPTION	PART #	FINISH	PRICE
1¼ x 1½ IPS	<b>201C</b>	chrome	56.33
1½ x 1½ IPS	<b>202C</b>	chrome	56.33
1½ x 2 IPS	<b>204C</b>	chrome	174.63
2 x 2 IPS	<b>205C</b>	chrome	174.63

**BOSTON P-TRAPS - CAST BRASS 8000 SERIES**



Massachusetts Plumbing Code Approved

Heavy cast brass adjustable p-trap with cleanout plug. Furnished with cast brass slip nuts, heavy 17GA brass tubular sweat extension, and chrome plated steel bell flange.

DESCRIPTION	PART #	FINISH	PRICE
1¼ x 1½ 6" SWT EXT	<b>8090CBOS6</b>	chrome	74.11
1¼ x 1½ 12" SWT EXT	<b>8090CBOS12</b>	chrome	115.07
1½ x 1½ 6" SWT EXT	<b>8089CBOS6</b>	chrome	74.11
1½ x 1½ 12" SWT EXT	<b>8089CBOS12</b>	chrome	115.07

**P-TRAP OPTIONS**

DESCRIPTION	SUFFIX	ADDITIONAL	PRICE
Heavy Brass, Set Screw, Chrome Plated Flange	F	1¼" or 1½"	14.39
Deep Flange (Bell Type), Chrome Plated Brass	DF	2"	12.87
Deep Flange (Bell Type), Chrome Plated Steel	SDF	1¼" or 1½"	2.00
Box Flange, Chrome Plated Wrought Steel	B	1¼" or 1½"	6.04
Brass Box Flange	BF	1¼" or 1½"	25.23
Wall Bend 12" (overall trap length) 15" Center-End	15	1¼"	12.69*
Wall Bend 15" (overall trap length) 18" Center-End	18	1¼"	16.62*
		1½"	19.01*
		1½"	23.07*

\*Option available for Professional Line P-Traps only. See page 18 for special pricing on extra long 1½" 17GA wall bends.

**CAST BRASS NIPPLES WITH HEAVY BRASS SET SCREW FLANGE**  
For use with ground joint and N.Y. regulation p-traps.



DESCRIPTION	PART #	PRICE
1¼ x 6	<b>1127C</b>	62.66
1½ x 6	<b>2127C</b>	69.55
2 x 6	<b>3127C</b>	186.13

**CASE QTY. ECO-LINE P-TRAPS**

(25 PER CARTON)

Offshore packaged P-Traps. Made to the same standards as Classic McGuire. Must be purchased in case quantity, except for 8912C18BECO and 8904CBECO. Options not available.



DESCRIPTION	PART #	CARTON QUANTITY	PRICE
1¼ x 1¼ 17GA Die Cast Nuts	<b>C8872CECO</b>	25	45.83
1¼ x 1¼ 17GA Brass Nuts, Box Flange	<b>8872CBECO</b>	25	47.51
1¼ x 1¼, 1½ 17GA Die Cast Nuts	<b>C8912CECO</b>	25	48.68
1¼ x 1½, 1½ 17GA Brass Nuts, Box Flange	<b>8912CBECO</b>	25	50.41
Same as 8912CBECO, Less Cleanout	<b>8912CNCBECO</b>	25	50.41
1¼ x 1½, 1½ 17GA Box Flange 18" C-E*	<b>8912C18BECO</b>	1	69.61
1½/2 x 2, 2 17 GA Box Flange, Brass Nuts	<b>8904CBECO</b>	1	157.72

Note: 1 ½" Eco P-Traps are provided with 1 ¼ x 1 ½ reducing washer.

**MCT LINE P-TRAPS**

**17GA TUBULAR P-TRAPS AVAILABLE FOR SINGLE QUANTITY PURCHASE**



Suffix Designations:

- B = Box Flange
- NC = No Cleanout
- ZN = Zinc nuts
- GJ = Ground Joint Wall Bend

DESCRIPTION	POLISHED CHROME	
	PART #	PRICE
1¼ x 1¼ 17GA, Brass nuts	<b>MCT125085</b>	26.08
1¼ x 1¼ 17GA, Brass nuts	<b>MCT125085B</b>	26.20
1¼ x 1¼ 17GaA, Brass nuts	<b>MCT125085NC</b>	22.62
1¼ x 1¼ 17GA, Brass nuts	<b>MCT125085NCB</b>	23.19
1¼ x 1¼ 17GA	<b>MCT125075ZN</b>	23.29
1¼ x 1¼ 17GA	<b>MCT125075NCZN</b>	20.61
1½, 1¼ x 1½ 17GA, Brass nuts	<b>MCT150090B</b>	28.89
1½, 1¼ x 1½ 17GA	<b>MCT150075ZN</b>	25.73
1½, 1¼ x 1½ 17GA	<b>MCT150075NCZN</b>	23.28
1½, 1¼ x 1½ 17GA, Brass nuts	<b>MCT150090NCB</b>	26.20
1½, 1¼ x 1½ 17GA, Brass nuts	<b>MCT150090NCGJB</b>	26.21
1½, 1¼ x 1½ 17GA, Brass nuts	<b>MCT150090NCGJ</b>	26.17
1¼, 1½ x 1½ 17GA, Brass nuts	<b>MCT150150B</b>	43.93

**17GA SEAMLESS TUBULAR N.Y. UTILITY P-TRAPS AVAILABLE FOR SINGLE QUANTITY PURCHASE**



Solid, heavy 17GA seamless tubular brass with 10" utility arm and box flange.

DESCRIPTION	PART #	FINISH	PRICE
1¼ x 1¼, 1½	<b>MCT150UTL17B</b>	chrome	42.29

## PROWRAP™ INSULATORS PATENTED

### PREWRAPPED CAST BODY P-TRAP WITH TUBULAR WALL BEND



Available less cleanout



DESCRIPTION	PART #	PRICE
1¼ x 1¼ P-Trap Assembly	PW2125	164.78
1¼ x 1½, 1½ x 1½ P-Trap Assembly	PW2150	170.40
1¼ x 1½, 1½ x 1½ Assembly less cleanout	PW2150NCO	170.40
Same as PW2150NCO with ground joint wall bend	PW2150GJ	170.40
1¼ x 1½ Vandal Trap®	PWV8902	195.45
1¼ x 1½ Vandal Trap® less cleanout	PWV8902NCO	195.45
1½ x 1½ Vandal Trap®	PWV8912	195.45
1½ x 1½ Vandal Trap® less cleanout	PWV8912NCO	195.45

### PREWRAPPED CAST BRASS GROUND JOINT SWIVEL P-TRAP (LA STYLE)



Available less cleanout

DESCRIPTION	PART #	PRICE
1¼ x 1½, 1½ x 1½ IPS Outlet	PW8090	176.73
1¼ x 1½, 1½ x 1½ IPS Outlet less cleanout	PW8090NCO	176.73
1¼ x 1½ Vandal Trap®	PWV8090	196.63
1¼ x 1½ Vandal Trap® less cleanout	PWV8090NCO	196.63
1½ x 1½ Vandal Trap®	PWV8089	196.63
1½ x 1½ Vandal Trap® less cleanout	PWV8089NCO	196.63

### PREWRAPPED CAST BODY P-TRAP WITH LAVATORY OFFSET ASSEMBLY



Available with McGuire's Heavy Duty Durable Chrome Finish Grid Strainers



DESCRIPTION	PART #	PRICE
1¼ x 1¼ Trap w/ Lavatory Offset Assembly	PW2125WC	244.52
1¼ x 1½ Trap w/ Lavatory Offset Assembly	PW2150WC	250.07
same as PW2150WC except w/ground joint wall bend	PW2150GJWC	250.07
1¼ x 1¼ Trap w/ PRODRAIN™ Offset Assembly	PW2125WCPRO	246.69
1¼ x 1½ Trap w/ PRODRAIN™ Offset Assembly	PW2150WCPRO	252.35
same as PW2125WC except with PW155HDWC	PW2125HDWC	254.42
same as PW2150WC except with PW155HDWC	PW2150HDWC	259.92

## RETROFIT INSULATION



DESCRIPTION	PART #	PRICE
For 1¼ and 1½ Traps	PW2000	115.16
For 1¼ and 1½ Traps w/ Offset Drain Cover	PW2000WC	138.26
Lavatory Offset Drain Cover	PWWC	24.27

### PREWRAPPED OFFSET LAVATORY AND SINK STRAINER ASSEMBLY

Available with McGuire's Heavy Duty Durable Chrome Finish Grid Strainers or PRODRAIN™.



DESCRIPTION	PART #	PRICE
1¼ PreWrapped Lavatory Offset Assembly	PW155WC	80.91
1¼ PreWrapped Offset with Heavy Duty Finish Grid Drain	PW155HDWC	90.75
1¼ PreWrapped ProDrain™ Offset Assembly	PWPRODRAINWC	83.11
1¼ PreWrapped Lift and Turn Assembly	PW155LATWC	94.91
1¼ PreWrapped Chain & Stopper Assembly	PW155CRSWC	79.44
1½ Sink Offset Assembly	PW1000WC	188.26
1½ Offset with 151 Brass Strainer	PW1151WC	226.29
1½ Offset with 151A Stainless Strainer	PW1151AWC	216.78
1½ Offset with 149 Brass Strainer	PW1149WC	208.60
1½ Offset with 152 Brass Strainer	PW1152WC	224.00

### PREWRAPPED CONTINUOUS WASTES 1½ END OUTLET



DESCRIPTION	PART #	PRICE
1½" Prewrapped End Outlet 16" CTR 17GA	PW111C16G17	161.11

### PREWRAPPED CONTINUOUS WASTES 1½ CENTER OUTLET



DESCRIPTION	PART #	PRICE
1½" Prewrapped Center Outlet 16" CTR 17GA	PW113C16G17	218.25



# SANIGUARD®

## P-TRAPS

DESCRIPTION	PART #	CARTON QUANTITY	PRICE
1¼" Cast Body Trap	<b>8872CBSAN</b>	25	84.98
1¼" x 1½" Cast Body Trap	<b>8902CBSAN</b>	25	91.81
1½" Cast Body Trap	<b>8912CBSAN</b>	25	91.81
1½" Less cleanout	<b>8912CNCBSAN</b>	25	96.62
1½" x 1½" IPS Cast Body Trap	<b>8089CSAN</b>	25	97.96
1½" x 1½" IPS	<b>8090CSAN</b>	25	97.96
1½" x 1½" IPS less cleanout	<b>8090CNCBSAN</b>	25	97.96
2", 1½" x 2" Cast Body Trap	<b>8904CBSAN</b>	10	301.02

## PO PLUGS AND STRAINERS

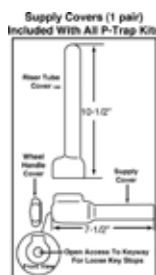
DESCRIPTION	PART #	CARTON QUANTITY	PRICE
Lavatory Open Grid PO Plug	<b>155ASAN</b>	44	50.39
Offset Lavatory Open Grid PO Plug	<b>155WCSAN</b>	25	76.48
PRODRAIN™ No Overflow Lavatory Strainer	<b>PRODRAINSAN</b>	44	51.53
PRODRAIN™ Offset No Overflow Lavatory Strainer	<b>PRODRAINWCSAN</b>	44	77.66
Stainless Steel Basket Strainer	<b>151ASAN</b>	25	66.69
Brass Basket Strainer	<b>151SAN</b>	25	78.37
Wide Top Sink Strainer	<b>152SAN</b>	25	71.44
Offset with 151 Strainer	<b>1151WCSAN</b>	25	222.44

## PREWRAPPED CONTINUOUS WASTES 1½ END OUTLET

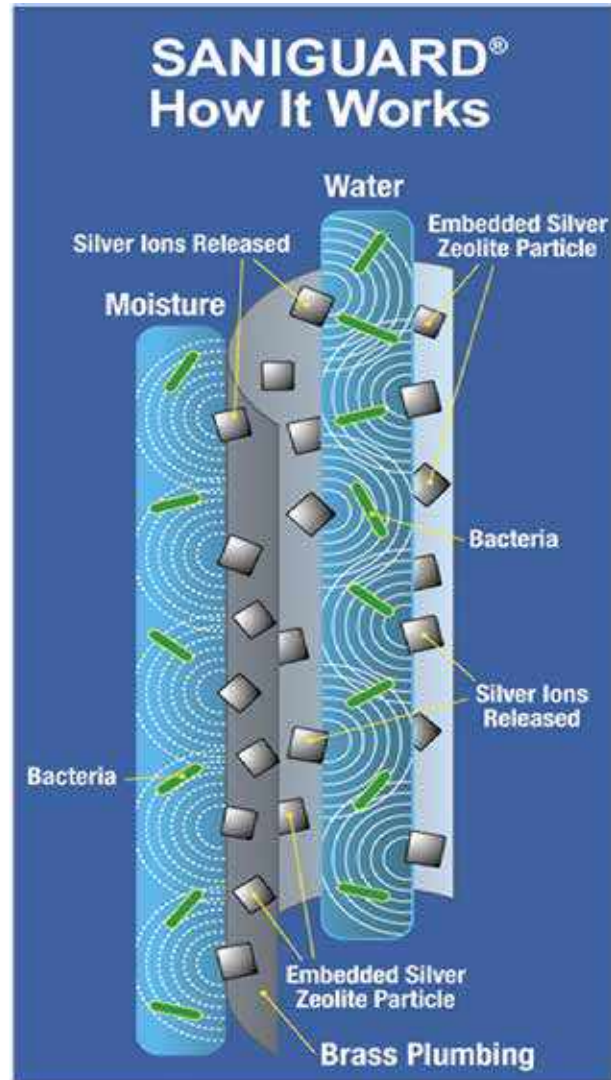
DESCRIPTION	PART #	PRICE
1½" Prewrapped End Outlet 16" CTR 17GA	<b>PW111C16G17SAN</b>	311.77

# PROWRAP™ SANIGUARD® TREATED

## PREWRAPPED SANIGUARD TREATED CAST BODY P-TRAP AND STRAINERS WITH LAVATORY OFFSET ASSEMBLY



DESCRIPTION	PART #	PRICE
1¼ x 1¼ Trap w/ Lavatory Offset Assembly	<b>PW2125WCSAN</b>	342.33
1¼ x 1½ Trap w/ Lavatory Offset Assembly	<b>PW2150WCSAN</b>	293.27
1¼ PreWrapped Lavatory Offset Assembly	<b>PW155WCSAN</b>	116.53
1¼ PreWrapped ProDrain™ Offset Assembly	<b>PWProDrainWCSAN</b>	124.01
1½ Sink Offset Assembly	<b>PW1000WCSAN</b>	207.08
1½ Offset with 152 Brass Strainer	<b>PW1152WCSAN</b>	278.51



Most McGuire products can be treated in SANIGUARD®. Please consult McGuire for pricing on additional items. Please be advised that some items are subject to McGuire's return approval policies.



# STRAINERS AND P.O. PLUGS

## Urinal Strainers

### CAST BRASS BEEHIVE URINAL STRAINERS

Optional: vandal resistant screws are available.



DESCRIPTION	PART #	FINISH	PRICE
Cast Brass Beehive Strainer	<b>1303</b>	chrome	85.57
Replacement Top w/Screws	<b>BT</b>	chrome	37.03

### CAST BRASS FLAT GRID URINAL STRAINERS

Optional: vandal resistant screws are available.



DESCRIPTION	PART #	FINISH	PRICE
Flat Grid 2" Strainer for lead caulk or soil pipe	<b>1233</b>	chrome	74.24
Replacement Top w/Screws	<b>FT</b>	chrome	27.65
2" IPS Adj Connections	<b>1233A2</b>	chrome	99.07
3" IPS Adj Connections	<b>1233A3</b>	chrome	119.05

## Shower Stall Strainers

Optional: vandal resistant screws are available.



DESCRIPTION	PART #	FINISH	PRICE
1½ FIP Strainer	<b>1266</b>	chrome	20.03
2" FIP Strainer	<b>1266A</b>	chrome	19.46
2" FIP Strainer w/ vandal-resistant screws	<b>1266AV</b>	chrome	23.36

## WIDE TOP SINK STRAINER

Available in Type 316 and 304 Stainless Steel and Vandal Proof



DESCRIPTION	PART #	FINISH	PRICE
Wide Top Sink Strainer with 4" tailpiece	<b>152</b>	chrome	52.39
Same with Brass Nuts	<b>152N</b>	chrome	53.91
Same as 152 less Tailpiece	<b>152LT</b>	chrome	45.09
Type 304 Stainless Steel	<b>152NSS</b>	chrome	40.52
Type 316 Stainless Steel VANDAL	<b>152NVSS316</b>	chrome	76.03

## Classic McGuire Basket Strainers BRASS

Furnished with 1½" x 4" tailpiece, cast brass lock and coupling nuts.



DESCRIPTION	PART #	FINISH	PRICE
Brass Basket Strainer	<b>151</b>	chrome	59.31
Same with 17GA Tailpiece	<b>151M</b>	chrome	62.42
Same as 151 less Tailpiece	<b>151LT</b>	chrome	52.52

## STAINLESS STEEL

Furnished with 1½" x 4" tailpiece.



DESCRIPTION	PART #	FINISH	PRICE
Stainless Steel Shell	<b>151A</b>	chrome	47.63
Same as 151A except 17GA Tailpiece	<b>151AM</b>	chrome	58.43
Same less Tailpiece	<b>151ALT</b>	chrome	36.56

## Eco-Line Basket Strainers (24 per carton)

DESCRIPTION	PART #	FINISH	PRICE
Stainless Steel Shell	<b>151AECO</b>	chrome	30.69

## Type 316 Conical Basket Strainer



DESCRIPTION	PART #	FINISH	PRICE
Type 316 Stainless Steel	<b>151CNSS316</b>	chrome	83.78

## Sink Strainers TRAY PLUG



DESCRIPTION	PART #	FINISH	PRICE
Tray Plug w/Rubber Stopper incl. 4" Tlpc. w/Brass Nuts	<b>150</b>	chrome	34.99
Same as 150 w/ 17GA Tlpc.	<b>150M</b>	chrome	37.21
Same as 150 less Tailpiece	<b>150LT</b>	chrome	28.25

## FLAT GRID



DESCRIPTION	PART #	FINISH	PRICE
Flat Grid Wrought Sink Strainer w/ 4" Tailpiece and Brass Nuts	<b>149</b>	chrome	34.25
Same as 149 less Tailpiece	<b>149LT</b>	chrome	27.50

## BAR SINK STRAINERS

Furnished with 1½" x 4" 20GA tailpiece and cast brass lock nuts.



DESCRIPTION	PART #	FINISH	PRICE
Bar Sink Strainer	<b>153</b>	chrome	34.85
Deep Bar Sink Strainer	<b>154</b>	chrome	53.37
Same as 153 less Tailpiece	<b>153LT</b>	chrome	28.05
Same as 154 less Tailpiece	<b>154LT</b>	chrome	46.65



## P.O. PLUGS

### HEAVY BRASS SOLID TOP OPEN GRID

1-1/4" drain furnished with 6" 17GA tailpiece, and cast brass lock nut. Other tailpiece lengths available.



DESCRIPTION	PART #	FINISH	PRICE
"Classic McGuire"			
1 1/4" OD 6" Tailpiece	155A	chrome	36.30
1 1/4" OD 6" Tailpiece	155ASC	satın	43.37
1 1/4" OD 8" Tailpiece	155A8	chrome	45.24
1 1/4" OD 10" Tailpiece	155A10	chrome	48.65
1 1/4" OD 12" Tailpiece	155A12	chrome	52.47
1 1/2" OD 6" Tailpiece	155A2	chrome	46.11
1 1/2" OD 12" Tailpiece	155A212	chrome	66.62

### ECO-LINE Solid Top Open Grid (25 per carton)

DESCRIPTION	PART #	FINISH	PRICE
1 1/4" OD 6" Tailpiece	155AECO	chrome	24.26

## HEAVY DUTY FINISH HD GRID DRAIN

Looks better, lasts longer than conventional chrome plated finishes. Durable finish heavy solid top open grid P. O. plug. Furnished with 6" 17GA tailpiece and cast brass lock nut.



DESCRIPTION	PART #	FINISH	PRICE
1 1/4" OD 6" Tailpiece	HD155A	PVD chrome	51.65

## MCGUIRE'S PRODRAIN™

### No Overflow

Heavy cast brass grid drain for lavatories without overflows furnished with 1 1/4" x 6" 17GA tailpiece. Other tailpiece lengths available.



DESCRIPTION	PART #	FINISH	PRICE
1 1/4" Strainer Less Overflow	ProDrain	chrome	39.07
Same with 1 1/2" Tailpiece	ProDrain2	chrome	52.52

### HEAVY BRASS CHAIN AND RUBBER STOPPER

Furnished with cast brass follower and 1 1/4" x 6" 17GA tailpiece. (8", 10" and 12" tailpieces available).

DESCRIPTION	PART #	FINISH	PRICE
Chain and Stopper	155	chrome	38.66

### HEAVY BRASS POP UP

Furnished with 1 1/4" x 4" 17GA tailpiece and cast brass lock nut. Other tailpiece lengths available.

DESCRIPTION	PART #	FINISH	PRICE
Pop Up Plug	155MP	chrome	40.61

### HEAVY CAST BRASS LIFT AND TURN

Furnished with 1 1/4" x 6" 17GA tailpiece. Other tailpiece lengths available.

DESCRIPTION	PART #	FINISH	PRICE
Lift and Turn	155LAT	chrome	43.03
Same less Tailpiece	155LATLT	chrome	34.37

## OFFSET LAVATORY STRAINERS

All Available with A.D.A. Compliant Insulator Kit Prewrapped or Retrofit with McGuire's PROWRAP™. See page 4.



DESCRIPTION	PART #	FINISH	PRICE
Wheelchair Lavatory Strainer	155WC	chrome	68.05

### ECO-LINE (25 PER CARTON ONLY)

DESCRIPTION	PART #	FINISH	PRICE
Wheelchair Lavatory Strainer	155WCECO	chrome	45.07

## HEAVY DUTY DURABLE FINISH

"Looks Better, Lasts Longer than Conventional Chrome Plated Finishes".

DESCRIPTION	PART #	FINISH	PRICE
Wheelchair Lavatory Strainer	HD155WC	PVD chrome	83.41

## LIFT AND TURN P.O. PLUG



DESCRIPTION	PART #	FINISH	PRICE
Wheelchair Lavatory Strainer	155LATWC	chrome	84.98

## CHAIN & RUBBER STOPPER STRAINER

DESCRIPTION	PART #	FINISH	PRICE
Wheelchair Lavatory Strainer	155CR5WC	chrome	66.36

## McGuire's PRODRAIN™ ADA Strainer

Heavy cast brass offset grid strainer for lavatories without overflows. ADA compliant. ProWrap see page 4.



DESCRIPTION	PART #	FINISH	PRICE
1 1/4" Wheelchair Strainer less overflow	PRODRAINWC	chrome	70.79

## OFFSET SINK STRAINERS

Available in Type 316 and 304 Stainless Steel



DESCRIPTION	PART #	FINISH	PRICE
Offset Only	1000WC	chrome	73.41
Offset w/151 Strainer	1151WC	chrome	106.23
Offset w/151A Strainer	1151AWC	chrome	110.10
Offset w/149 Strainer	1149WC	chrome	105.39
Offset w/152 Strainer	1152WC	chrome	112.04
Offset w/153 Strainer	1153WC	chrome	109.12
Type 316 w/Conical Strainer	1151CNWCSS316	chrome	152.56
Type 304 w/152 Strainer	1152NWCSS	chrome	109.29
Type 316 w/ 152 VANDAL	1152NVWCSS316	chrome	144.81





# convertible II ball valve

## PEX F1960



ANGLE 1/4 TURN BRASS BALL VALVE

DESCRIPTION	PART #	PRICE
½ PEX-F1960 x ¾ OD	<b>LFBV2-6X53</b>	15.54
½ PEX-F1960 x ½ OD	<b>LFBV2-6X55</b>	16.00

STRAIGHT 1/4 TURN BRASS BALL VALVE

DESCRIPTION	PART #	PRICE
½ PEX-F1960 x ¾ OD	<b>LFBV2-6XST53</b>	16.26
½ PEX-F1960 x ½ OD	<b>LFBV2-6XST55</b>	16.75

## PEX F1807



STRAIGHT 1/4 TURN BRASS BALL VALVE

DESCRIPTION	PART #	PRICE
½ PEX-F1807 x ¾ OD	<b>LFBV2-3XST53</b>	16.38
½ PEX-F1807 x ½ OD	<b>LFBV2-3XST55</b>	16.89

ANGLE 1/4 TURN BRASS BALL VALVE

DESCRIPTION	PART #	PRICE
½ PEX-F1807 x ¾ ODD	<b>LFBV2-3X53</b>	15.59
½ PEX-F1807 x ½ OD	<b>LFBV2-3X55</b>	16.07

## CPVC



ANGLE 1/4 TURN BRASS BALL VALVE

DESCRIPTION	PART #	PRICE
½ CPVC x ¾ OD	<b>LFBV2-4P53</b>	16.68
½ CPVC x ½ OD	<b>LFBV2-4P55</b>	17.17

STRAIGHT 1/4 TURN BRASS BALL VALVE

DESCRIPTION	PART #	PRICE
½ CPVC x ¾ OD	<b>LFBV2-4PST53</b>	17.52
½ CPVC x ½ OD	<b>LFBV2-4PST55</b>	18.03



## PIPE X COMPRESSION



DESCRIPTION	PART #	CARTON QUANTITY	PRICE
<b>ANGLE</b> 3/8 IPS x 3/8 OD	<b>LFBV2-01</b>	100	14.87
1/2 IPS x 3/8 OD	<b>LFBV2-02</b>	100	15.61
3/8 IPS x 1/2 OD	<b>LFBV2-03</b>	100	15.38
1/2 IPS x 1/2 OD	<b>LFBV2-04</b>	100	16.11

DESCRIPTION	PART #	CARTON QUANTITY	PRICE
<b>STRAIGHT</b> 3/8 IPS x 3/8 OD	<b>LFBV2-11</b>	100	15.61
1/2 IPS x 3/8 OD	<b>LFBV2-12</b>	100	16.40
1/2 IPS x 1/2 OD	<b>LFBV2-14</b>	100	16.91

## SWEAT X COMPRESSION



DESCRIPTION	PART #	CARTON QUANTITY	PRICE
<b>ANGLE</b> 1/2 NOMINAL SWEAT x 3/8 OD	<b>LFBV2-07</b>	100	14.63
1/2 NOMINAL SWEAT x 1/2 OD	<b>LFBV2-08</b>	100	15.11

DESCRIPTION	PART #	CARTON QUANTITY	PRICE
<b>STRAIGHT</b> 1/2 NOMINAL SWEAT x 3/8 OD	<b>LFBV2-16</b>	100	15.36
1/2 NOMINAL SWEAT x 1/2 OD	<b>LFBV2-19</b>	100	15.87

## CLASSIC CONVERTIBLE™

### CONVERTIBLE™ QUARTER-TURN BALL VALVES ANGLE STOPS

DESCRIPTION	PART #	CARTON QUANTITY	PRICE
3/8 IPS x 3/8 OD	<b>LFBV01</b>	100	21.73
1/2 IPS x 3/8 OD	<b>LFBV02</b>	100	22.28
1/2 Nominal x 3/8 OD	<b>LFBV09</b>	100	22.64
1/2 Copper Swt x 3/8 OD w/5" Ext.	<b>LFBV082</b>	100	25.96
1/2 Copper Swt x 3/8 OD	<b>LFBV07</b>	100	22.04

## SWEAT X COMPRESSION W/EXT.



DESCRIPTION	PART #	CARTON QUANTITY	PRICE
<b>ANGLE</b> 1/2 Copper SWEAT w/ EXT x 3/8 OD	<b>LFBV2-082</b>	100	19.48
1/2 Copper SWEAT w/ EXT x 1/2 OD	<b>LFBV2-084</b>	100	18.78

DESCRIPTION	PART #	CARTON QUANTITY	PRICE
<b>STRAIGHT</b> 1/2 Copper SWEAT w/ EXT x 3/8 OD	<b>LFBV2-182</b>	100	18.86

## COMPRESSION X COMPRESSION



DESCRIPTION	PART #	CARTON QUANTITY	PRICE
<b>ANGLE</b> 1/2 NOM COMPRESSION x 3/8 OD	<b>LFBV2-09</b>	100	15.97
1/2 NOM COMPRESSION x 1/2 OD	<b>LFBV2-10</b>	100	16.47

DESCRIPTION	PART #	CARTON QUANTITY	PRICE
<b>STRAIGHT</b> 1/2 NOM COMPRESSION x 3/8 OD	<b>LFBV2-17</b>	100	16.79
1/2 NOM COMPRESSION x 1/2 OD	<b>LFBV2-18</b>	100	17.29

# CONVERTIBLE™ 1/4 TURN BALL VALVE SUPPLY KITS

## FLEXIBLE SUPPLIES

### Convertible™ and Convertible™ II Quarter-Turn Ball Valve Line



A true brass ball valve with a unique convertible handle, it's a loose key, it's a wheel handle, it's both. Engineered for all commercial applications, the Convertible™ II series is designed for high-use projects such as commercial multi-use residential.

#### LAVATORY SUPPLIES INCLUDE:

(2) Stop Valves, (2) Flexible Risers, (2) Chrome Plated Flanges

#### CLOSET SUPPLIES INCLUDE:

(1) Stop Valve, (1) Flexible Riser, (1) Chrome Plated Flange

LFBV= CONVERTIBLE™ LEGACY Line LFBV2= CONVERTIBLE™ II

## BALL VALVE LAVATORY SUPPLIES

### PIPE X COMPRESSION

DESCRIPTION	PART #	PRICE
3/8 IPS x 3/8 OD	LFBV165	55.02
3/8 IPS x 3/8 OD	LFBV2-165	41.60
3/8 IPS x 1/2 OD	LFBV2-167	65.98
1/2 IPS x 3/8 OD	LFBV2165	56.22
1/2 IPS x 3/8 OD	LFBV2-2165	46.56
1/2 IPS x 1/2 OD	LFBV2-2167	70.13

### COMPRESSION X COMPRESSION

DESCRIPTION	PART #	PRICE
1/2 Nominal x 3/8 OD	LFBV2165CC	60.99
1/2 Nominal x 3/8 OD	LFBV2-2165CC	46.49
1/2 Nominal x 1/2 OD	LFBV2-2167CC	55.44

### SWEAT X COMPRESSION

DESCRIPTION	PART #	PRICE
1/2 Copper Sweat x 3/8 OD	LFBV175	59.44
1/2 Copper Sweat x 3/8 OD	LFBV2-175	41.00
1/2 Copper Sweat x 1/2 OD	LFBV2-177	62.84

### SWEAT X COMPRESSION (WITH 5" EXTENSION TUBE)

DESCRIPTION	PART #	PRICE
1/2 Copper Sweat x 3/8 OD	LFBV170	71.83
1/2 Copper Sweat x 3/8 OD	LFBV2-170	61.26
1/2 Copper Sweat x 1/2 OD	LFBV2-171	61.77

## CLOSET SUPPLIES

### PIPE X COMPRESSION

DESCRIPTION	PART #	PRICE
3/8 IPS x 3/8 OD	LFBV166	39.07
3/8 IPS x 3/8 OD	LFBV2-166	24.76
3/8 IPS x 1/2 OD	LFBV2-169	36.97
1/2 IPS x 3/8 OD	LFBV2166	39.66
1/2 IPS x 3/8 OD	LFBV2-2166	27.38
1/2 IPS x 1/2 OD	LFBV2-2169	39.18

### SWEAT X COMPRESSION

DESCRIPTION	PART #	PRICE
1/2 Copper Sweat x 3/8 OD	LFBV185	40.97
1/2 Copper Sweat x 3/8 OD	LFBV2-185	24.49
1/2 Copper Sweat x 1/2 OD	LFBV2-187	41.36

### COMPRESSION X COMPRESSION

DESCRIPTION	PART #	PRICE
1/2 Nominal x 3/8 OD	LFBV2166CC	41.72
1/2 Nominal x 3/8 OD	LFBV2-2166CC	25.88
1/2 Nominal x 1/2 OD	LFBV2-2169CC	29.95

### SWEAT X COMPRESSION (WITH 5" EXTENSION TUBE)

DESCRIPTION	PART #	PRICE
1/2 Copper Sweat x 3/8 OD	LFBV172	45.68
1/2 Copper Sweat x 3/8 OD	LFBV2-172	32.98
1/2 Copper Sweat x 1/2 OD	LFBV2-173	37.33

## LAVATORY AND CLOSET RIGID SUPPLIES

DESCRIPTION	PART #	PRICE
3/8 IPS STD LAVATORY ANGLE	LFBV2-158	102.99
3/8 IPS STD LAVATORY STRAIGHT	LFBV2-157	273.19
3/8 IPS STD CLOSET ANGLE	LFBV2-159	53.69
3/8 IPS STD CLOSET STRAIGHT	LFBV2-160	86.78

### BRASS TAILPIECES NOT INCLUDED - SOLD SEPARATELY

DESCRIPTION	PART #	PRICE
1/4 x 2 Straight EA.	TPC2STR	9.82
1/4 x 2 Offset EA.	TPC2OFR	16.20



# convertible II

## KIT ADDERS ONLY

### FLANGE OPTIONS - Use suffix after supply part #

DESCRIPTION	SUFFIX	ADDITIONAL CHARGE	
		CLOSET	LAVATORY
Heavy Brass, Set Screw, Chrome Plated	F	12.34 ea.	24.70 pr.
Deep Flange (Bell Type), Chrome Plated Wrought Brass	DF	9.09 ea.	18.20 pr.
Deep Flange (Bell Type), Chrome Plated Steel	SDF	1.93 ea.	3.86 pr.

### NIPPLE OPTIONS - Use suffix after supply part #

DESCRIPTION	SUFFIX	ADDITIONAL CHARGE		
		CLOSET		LAVATORY
3" Nipple	N3	10.89 ea.	3/8 IPS	21.77 pr.
		16.12 ea.	1/2 IPS	32.29 pr.
5" Nipple	N5	16.83 ea.	3/8 IPS	33.66 pr.
		20.47 ea.	1/2 IPS	40.95 pr.

### RISER OPTIONS FLEXIBLE COPPER - Use suffix after supply part #

DESCRIPTION	SUFFIX	ADDITIONAL CHARGE	
		3/8" OD	1/2" OD
Lavatory	15"	R15	5.16 pr. N/C
	20"	R20	11.07 pr. 13.25 pr.
	36"	R36	49.29 pr. N/C
Closet	20"	R20	5.81 ea. 6.47 ea.
	12"	CR	7.89 ea.
Compression	20"	CR20	15.67 ea.
	12"	SR	4.22 ea.
Sweat	12"	SR20	11.59 ea.
	20"		

### RISER OPTIONS BRAIDED STAINLESS STEEL

Use suffix after supply part #

DESCRIPTION	SUFFIX	ADDITIONAL CHARGE	
		3/8" OD	1/2" OD
Lavatory	9"	SS9	N/C
	12"	SS12	2.35 pr. N/C
	16"	SS16	4.57 pr.
	20"	SS20	6.79 pr. 2.36 pr.
	30"	SS30	12.92 pr.
	36"	SS36	16.63 pr.
Closet	12"	SS12	2.35 ea. N/C
	20"	SS20	4.30 ea.

N/C = No additional charge

### LOCK SHIELD CAPS AND LOOSE KEYS

Use suffix after supply part #

DESCRIPTION	SUFFIX	ADDITIONAL CHARGE	
		CLOSET	LAVATORY
For Premier and Heavy Pattern	C	3.72 ea.	7.43 pr.

## STANDARD BALL VALVE KIT ADDERS

### FLANGE OPTIONS - Use suffix after supply part #

DESCRIPTION	SUFFIX	ADDITIONAL CHARGE	
		CLOSET	LAVATORY
Heavy Brass, Set Screw, Chrome Plated	F	12.95 ea.	25.94 pr.
Deep Flange (Bell Type), Chrome Plated Wrought Brass	DF	9.55 ea.	19.11 pr.
Deep Flange (Bell Type), Chrome Plated Steel	SDF	2.02 ea.	4.05 pr.

### NIPPLE OPTIONS - Use suffix after supply part #

DESCRIPTION	SUFFIX	ADDITIONAL CHARGE		
		CLOSET		LAVATORY
3" Nipple	N3	11.43 ea.	3/8 IPS	22.86 pr.
		16.93 ea.	1/2 IPS	33.90 pr.
5" Nipple	N5	17.67 ea.	3/8 IPS	35.34 pr.
		21.50 ea.	1/2 IPS	42.99 pr.

### RISER OPTIONS FLEXIBLE COPPER - Use suffix after supply part #

DESCRIPTION	SUFFIX	ADDITIONAL CHARGE	
		3/8" OD	1/2" OD
Lavatory	15"	R15	5.42 pr. N/C
	20"	R20	11.62 pr. 13.92 pr.
	36"	R36	51.76 pr. N/C
Closet	20"	R20	6.10 ea. 6.79 ea.
	12"	CR	8.28 ea.
Compression	20"	CR20	16.45 ea.
	12"	SR	4.43 ea.
Sweat	12"	SR20	12.17 ea.
	20"		

### RISER OPTIONS BRAIDED STAINLESS STEEL

Use suffix after supply part #

DESCRIPTION	SUFFIX	ADDITIONAL CHARGE	
		3/8" OD	1/2" OD
Lavatory	9"	SS9	N/C
	12"	SS12	2.47 pr. N/C
	16"	SS16	4.80 pr.
	20"	SS20	7.13 pr. 2.48 pr.
	30"	SS30	13.57 pr.
	36"	SS36	17.46 pr.
Closet	12"	SS12	2.47 ea. N/C
	20"	SS20	4.52 ea.

N/C = No additional charge

### LOCK SHIELD CAPS AND LOOSE KEYS

Use suffix after supply part #

DESCRIPTION	SUFFIX	ADDITIONAL CHARGE	
		CLOSET	LAVATORY
For Premier and Heavy Pattern	C	3.91 ea.	7.80 pr.



## INTEGRAL CHECK STOP VALVES

Pipe x Compression LK= Loose Key

DESCRIPTION	PART #	CARTON QUANTITY	PRICE
3/8 IPS x 3/8 OD STD	LFCK01	100	38.55
3/8 IPS x 3/8 OD STL LK	LFCK01LK	100	46.25
1/2 IPS x 3/8 OD STD	LFCK02	100	38.84
1/2 IPS x 3/8 OD STD LK	LFCK02LK	100	47.17
3/8 IPS x 1/2 OD STD	LFCK03	100	43.33
3/8 IPS x 1/2 OD STD LK	LFCK03LK	100	50.93
1/2 IPS x 1/2 OD STD	LFCK04	100	43.91
1/2 IPS x 1/2 OD STD LK	LFCK04LK	100	51.56

Sweat x Compression or Sweat with 5" Extension

DESCRIPTION	PART #	CARTON QUANTITY	PRICE
1/2 Copper Swt x 3/8 OD	LFCK07	100	48.98
1/2 Copper Swt x 3/8 OD LK	LFCK07LK	100	56.71
1/2 Copper Swt x 3/8 OD with EXT	LFCK082	100	65.50
1/2 Copper Swt x 3/8 OD LK with EXT	LFCK082LK	100	72.81

Compression x Compression

DESCRIPTION	PART #	PRICE
1/2 Nominal x 3/8 OD	LFCK09	47.21
1/2 Nominal x 3/8 OD	LFCK09LK	54.92

## INTEGRAL CHECK SUPPLY KITS

Pipe x Compression


DESCRIPTION	PART #	PRICE
3/8 IPS x 3/8 OD	LFCK165	101.24
3/8 IPS x 3/8 OD	LFCK165LK	118.51
3/8 IPS x 1/2 OD	LFCK167	125.53
3/8 IPS x 1/2 OD	LFCK167LK	140.76
1/2 IPS x 3/8 OD	LFCK2165	103.78
1/2 IPS x 3/8 OD	LFCK2165LK	119.39
1/2 IPS x 1/2 OD	LFCK2167	127.06
1/2 IPS x 1/2 OD	LFCK2167LK	140.79

Compression x Compression

DESCRIPTION	PART #	PRICE
1/2 Nominal x 3/8 OD	LFCK2165CC	117.62
1/2 Nominal x 3/8 OD	LFCK2165CCLK	132.38

Sweat x Compression or Sweat with 5" Extension

DESCRIPTION	PART #	PRICE
1/2 Copper Sweat x 3/8 OD	LFCK175	142.10
1/2 Copper Sweat x 3/8 OD	LFCK175LK	156.89
1/2 Copper Sweat x 3/8 OD WITH 5" EXTENSION	LFCK170	161.09
1/2 Copper Sweat x 3/8 OD WITH 5" EXTENSION	LFCK170LK	176.16



## COMMERCIAL FULL-TURN STOPS

**Standard Line** Lead Free Full turn compression set stem, solid brass stops.

**Premiere Heavy Line** Lead Free Full turn compression set heavy stem, heavy pattern stop, highly polished solid brass.

## ANGLE STOPS

H= Heavy Premiere Line LK= Loose Key



DESCRIPTION	PART #	CARTON QUANTITY	PRICE
3/8 IPS x 3/8 OD STD	LFST01	100	11.13
3/8 IPS x 3/8 OD STL LK	LFST01LK	100	12.91
3/8 IPS x 3/8 OD HVY	LFHST01	100	25.30
3/8 IPS x 3/8 OD HVY LK	LFHST01LK	100	30.35
1/2 IPS x 3/8 OD STD	LFST02	100	13.07
1/2 IPS x 3/8 OD STD LK	LFST02LK	100	14.27
1/2 IPS x 3/8 OD HVY	LFHST02	100	25.49
1/2 IPS x 3/8 OD HVY LK	LFHST02LK	100	30.95
3/8 IPS x 1/2 OD STD	LFST03	100	14.51
3/8 IPS x 1/2 OD STD LK	LFST03LK	100	16.02
3/8 IPS x 1/2 OD HVY	LFHST03	100	28.44
3/8 IPS x 1/2 OD HVY LK	LFHST03LK	100	33.42
1/2 IPS x 1/2 OD STD	LFST04	100	17.16
1/2 IPS x 1/2 OD STD LK	LFST04LK	100	18.49
1/2 IPS x 1/2 OD HVY	LFHST04	100	28.82
1/2 IPS x 1/2 OD HVY LK	LFHST04LK	100	33.84



DESCRIPTION	PART #	CARTON QUANTITY	PRICE
1/2 Copper Swt x 3/8 OD STD	LFST07	100	10.28
1/2 Copper Swt x 3/8 OD STD LK	LFST07LK	100	11.91
1/2 Copper Swt x 3/8 OD HVY	LFHST07	100	32.14
1/2 Copper Swt x 3/8 OD HVY LK	LFHST07LK	100	37.22
1/2 Copper Swt x 1/2 OD STD	LFST08	100	11.41
1/2 Copper Swt x 1/2 OD STD LK	LFST08LK	100	17.36



Sweat (with 5" extension)  
x Compression

DESCRIPTION	PART #	CARTON QUANTITY	PRICE
½ Copper Swt x ¾ OD STD	LFST082	100	15.65
½ Copper Swt x ¾ OD STD LK	LFST082LK	100	17.36
½ Copper Swt x ¾ OD HVY	LFHST082	100	42.98
½ Copper Swt x ¾ OD HVY LK	LFHST082LK	100	47.78
½ Copper Swt x ½ OD STD	LFST084	100	17.08
½ Copper Swt x ½ OD STD LK	LFST084LK	100	18.42
½ Copper Swt x ½ OD HVY	LFHST084	100	44.36
½ Copper Swt x ½ OD HVY LK	LFHST084LK	100	49.39



Compression x Compression

DESCRIPTION	PART #	CARTON QUANTITY	PRICE
½ Nominal x ¾ OD STD	LFST09	100	12.86
½ Nominal x ¾ OD STD LK	LFST09LK	100	14.67
½ Nominal x ¾ OD HVY	LFHST09	100	30.99
½ Nominal x ¾ OD HVY LK	LFHST09LK	100	36.04
½ Nominal x ½ OD STD	LFST10	100	14.59
½ Nominal x ½ OD STD LK	LFST10LK	100	16.06
½ Nominal x ½ OD HVY	LFHST10	100	32.17
½ Nominal x ½ OD HVY LK	LFHST10LK	100	37.22



Pipe x Pipe with Stuffing Box

DESCRIPTION	PART #	CARTON QUANTITY	PRICE
¾ IPS x ¾ IPS STD	LFST05SB	100	13.96
¾ IPS x ¾ IPS STL LK	LFST05LKS	100	15.45
¾ IPS x ¾ IPS HVY	LFHST05SB	100	28.43
¾ IPS x ¾ IPS HVY LK	LFHST05LKS	100	33.42
½ IPS x ½ IPS HVY	LFHST06SB	100	30.02
½ IPS x ½ IPS HVY LK	LFHST06LKS	100	34.98

## DUAL OUTLET STOPS



IPS, Sweat or Compression x Compression x Compression

DESCRIPTION	PART #	CARTON QUANTITY	PRICE
½ IPS x ¾ OD x ¾ OD STD	LFST02	100	21.39
½ Copper Swt x ¾ OD x ¾ OD STD	LFST07	100	21.07
½ Nominal x ¾ OD x ¾ OD STD	LFST09	100	23.58
½ Nominal x ¾ OD x ¾ OD STD LK	LFST09LK	100	25.40
½ Nominal x ¾ OD x 1/4 OD STD	LFSTDW09	100	29.21

## STRAIGHT STOPS

Sweat x Compression (with 5" extension)

DESCRIPTION	PART #	CARTON QUANTITY	PRICE
½ Copper Swt x ¾ OD STD	LFST182	100	16.55
½ Copper Swt x ¾ OD STD LK	LFST182LK	100	18.04



Pipe x Compression

DESCRIPTION	PART #	CARTON QUANTITY	PRICE
¾ IPS x ¾ OD STD	LFST11	100	11.07
¾ IPS x ¾ OD STL LK	LFST11LK	100	12.40
¾ IPS x ¾ OD HVY	LFHST11	100	29.18
¾ IPS x ¾ OD HVY LK	LFHST11LK	100	30.35
½ IPS x ¾ OD STD	LFST12	100	16.29
½ IPS x ¾ OD STD LK	LFST12LK	100	16.29
¾ IPS x ½ OD STD	LFST13	100	14.45
¾ IPS x ½ OD STD LK	LFST13LK	100	15.88
½ IPS x ½ OD STD	LFST14	100	17.02
½ IPS x ½ OD STD LK	LFST14LK	100	18.49

Pipe x Pipe with Stuffing Box

DESCRIPTION	PART #	CARTON QUANTITY	PRICE
¾ IPS x ¾ IPS STD	LFST15SB	100	14.18
¾ IPS x ¾ IPS STD LK	LFST15LKS	100	16.35
½ IPS x ½ IPS STD	LFST155SB	100	16.17
½ IPS x ½ IPS STD LK	LFST155LKS	100	18.41



Sweat x Compression

DESCRIPTION	PART #	CARTON QUANTITY	PRICE
½ Copper Swt x ¾ OD STD	LFST16	100	11.64
½ Copper Swt x ¾ OD STD LK	LFST16LK	100	13.04
½ Copper Swt x ½ OD STD	LFST19	100	12.63
½ Copper Swt x ½ OD STD LK	LFST19LK	100	14.07



Compression x Compression

DESCRIPTION	PART #	CARTON QUANTITY	PRICE
½ Nominal x ¾ OD STD	LFST17	100	13.95
½ Nominal x ¾ OD STD LK	LFST17LK	100	15.42
½ Nominal x ½ OD STD	LFST18	100	15.03
½ Nominal x ½ OD STD LK	LFST18LK	100	16.49

# LAVATORY AND CLOSET SUPPLY KITS

## FLEXIBLE SUPPLIES

**Economy Line (Case Qty. 25)** Full turn compression set stem, solid brass stops.

**Standard Line** Full turn compression set stem, solid brass stops.

**Heavy Pattern Line** Full turn compression set heavy stem, heavy pattern stop, highly polished solid brass.

### LAVATORY SUPPLIES INCLUDE:

(2) Stop Valves (2) Flexible Risers (2) Chrome Plated Flanges

### CLOSET SUPPLIES INCLUDE:

(1) Stop Valve (1) Flexible Riser (1) Chrome Plated Flange

### SUPPLY KIT ADDERS SEE PAGE 15

H= Heavy Pattern LK= Loose Key ECO= Economy Line

## LAVATORY SUPPLIES

### PIPE X COMPRESSION

DESCRIPTION	PART #	PRICE
3/8 IPS x 3/8 OD STD	LF165	37.62
3/8 IPS x 3/8 OD STD LK	LF165LK	41.16
3/8 IPS x 3/8 OD HVY	LFH165	67.83
3/8 IPS x 3/8 OD HVY LK	LFH165LK	77.77
3/8 IPS x 1/2 OD STD	LF167	59.66
3/8 IPS x 1/2 OD STD LK	LF167LK	69.20
3/8 IPS x 1/2 OD HVY	LFH167	82.38
3/8 IPS x 1/2 OD HVY LK	LFH167LK	92.37
<b>1/2 IPS x 3/8 OD STD ECONOMY</b>	<b>LF2165ECO</b>	<b>37.09</b>
<b>1/2 IPS x 3/8 OD STD LK ECONOMY</b>	<b>LF2165LKECO</b>	<b>40.75</b>
1/2 IPS x 3/8 OD STD	LF2165	42.11
1/2 IPS x 3/8 OD STD LK	LF2165LK	46.26
1/2 IPS x 3/8 OD HVY	LFH2165	68.11
1/2 IPS x 3/8 OD HVY LK	LFH2165LK	78.35
1/2 IPS x 1/2 OD STD	LF2167	63.43
1/2 IPS x 1/2 OD STD LK	LF2167LK	73.50
1/2 IPS x 1/2 OD HVY	LFH2167	83.38
1/2 IPS x 1/2 OD HVY LK	LFH2167LK	92.39

### COMPRESSION X COMPRESSION

DESCRIPTION	PART #	PRICE
1/2 Nominal x 3/8 OD STD	LF2165CC	42.04
1/2 Nominal x 3/8 OD STD LK	LF2165CCCLK	44.41
<b>1/2 Nominal x 3/8 OD STD ECONOMY</b>	<b>LF2165CCCECO</b>	<b>37.04</b>
<b>1/2 Nominal x 3/8 OD STD LK ECONOMY</b>	<b>LF2165CCCLKECO</b>	<b>38.06</b>
1/2 Nominal x 3/8 OD HVY	LFH2165CC	77.19
1/2 Nominal x 3/8 OD HVY LK	LFH2165CCCLK	86.88
1/2 Nominal x 1/2 OD STD	LF2167CC	50.15
1/2 Nominal x 1/2 OD STD LK	LF2167CCCLK	54.86
1/2 Nominal x 1/2 OD HVY	LFH2167CC	87.60
1/2 Nominal x 1/2 OD HVY LK	LFH2167CCCLK	96.05

### SWEAT X COMPRESSION

DESCRIPTION	PART #	PRICE
1/2 Copper Sweat x 3/8 OD STD	LF175	37.08
1/2 Copper Sweat x 3/8 OD STD LK	LF175LK	40.10
1/2 Copper Sweat x 3/8 OD HVY	LFH175	93.26
1/2 Copper Sweat x 3/8 OD HVY LK	LFH175LK	102.96
1/2 Copper Sweat x 1/2 OD STD	LF177	56.83
1/2 Copper Sweat x 1/2 OD STD LK	LF177LK	71.93

### SWEAT X COMPRESSION (WITH 5" EXTENSION TUBE)

DESCRIPTION	PART #	PRICE
1/2 Copper Sweat x 3/8 OD STD	LF170	55.41
1/2 Copper Sweat x 3/8 OD STD LK	LF170LK	62.15
<b>1/2 Copper Sweat x 3/8 OD STD ECONOMY</b>	<b>LF170ECO</b>	<b>48.55</b>
<b>1/2 Copper Sweat x 3/8 OD STD LK ECONOMY</b>	<b>LF170LKECO</b>	<b>55.64</b>
1/2 Copper Sweat x 3/8 OD HVY	LFH170	105.72
1/2 Copper Sweat x 3/8 OD HVY LK	LFH170LK	115.60
1/2 Copper Sweat x 1/2 OD STD	LF171	55.87
1/2 Copper Sweat x 1/2 OD STD LK	LF171LK	60.41
1/2 Copper Sweat x 1/2 OD HVY	LFH171	109.25
1/2 Copper Sweat x 1/2 OD HVY LK	LFH171LK	119.17

### STRAIGHT LAVATORY SUPPLIES

DESCRIPTION	PART #	PRICE
1/2 Nominal x 3/8 OD STD	LF3165CC	54.49
1/2 Nominal x 3/8 OD STD LK	LF3165CCCLK	57.56
1/2 Copper Sweat w/5" x 3/8 OD STD	LF270	57.56
1/2 Copper Sweat w/5" x 3/8 OD STD LK	LF270LK	63.59

## CLOSET SUPPLIES

### PIPE X COMPRESSION H= Heavy Premiere Line LK= Loose Key

DESCRIPTION	PART #	PRICE
3/8 IPS x 3/8 OD STD	LF166	22.38
3/8 IPS x 3/8 OD STD LK	LF166LK	24.34
3/8 IPS x 3/8 OD HVY	LFH166	37.65
3/8 IPS x 3/8 OD HVY LK	LFH166LK	46.03
3/8 IPS x 1/2 OD STD	LF169	33.44
3/8 IPS x 1/2 OD STD LK	LF169LK	37.84
3/8 IPS x 1/2 OD HVY	LFH169	47.51
3/8 IPS x 1/2 OD HVY LK	LFH169LK	52.72
1/2 IPS x 3/8 OD STD	LF2166	24.76
1/2 IPS x 3/8 OD STD LK	LF2166LK	26.63
1/2 IPS x 3/8 OD HVY	LFH2166	37.86
1/2 IPS x 3/8 OD HVY LK	LFH2166LK	43.23
1/2 IPS x 1/2 OD STD	LF2169	35.42
1/2 IPS x 1/2 OD STD LK	LF2169LK	40.55
1/2 IPS x 1/2 OD HVY	LFH2169	47.97
1/2 IPS x 1/2 OD HVY LK	LFH2169LK	53.31



**COMPRESSION X COMPRESSION**

DESCRIPTION	PART #	PRICE
½ Nominal x ¾ OD STD	LF2166CC	23.41
½ Nominal x ¾ OD STD LK	LF2166CCLK	25.89
<b>½ Nominal x ¾ OD STD ECONOMY</b>	<b>LF2166CCECO</b>	<b>20.00</b>
<b>½ Nominal x ¾ OD STD LK ECONOMY</b>	<b>LF2166CCLKECO</b>	<b>22.19</b>
½ Nominal x ¾ OD HVY	LFH2166CC	44.07
½ Nominal x ¾ OD HVY LK	LFH2166CCLK	49.35
½ Nominal x ½ OD STD	LF2169CC	25.56
½ Nominal x ½ OD STD LK	LF2169CCLK	27.79
½ Nominal x ½ OD HVY	LFH2169CC	47.32
½ Nominal x ½ OD HVY LK	LFH2169CCLK	51.74

**SWEAT X COMPRESSION**

DESCRIPTION	PART #	PRICE
½ Copper Sweat x ¾ OD STD	LF185	22.13
½ Copper Sweat x ¾ OD STD LK	LF185LK	24.51
½ Copper Sweat x ¾ OD HVY	LFH185	56.19
½ Copper Sweat x ¾ OD HVY LK	LFH185LK	63.18
½ Copper Sweat x ½ OD STD	LF187	37.40
½ Copper Sweat x ½ OD STD LK	LF187LK	39.70

**SWEAT X COMPRESSION (WITH 5" EXTENSION TUBE)**

DESCRIPTION	PART #	PRICE
½ Copper Sweat x ¾ OD STD	LF172	29.82
½ Copper Sweat x ¾ OD STD LK	LF172LK	34.30
½ Copper Sweat x ¾ OD HVY	LFH172	53.02
½ Copper Sweat x ¾ OD HVY LK	LFH172LK	58.49
½ Copper Sweat x ½ OD STD	LF173	33.76
½ Copper Sweat x ½ OD STD LK	LF173LK	38.18
½ Copper Sweat x ½ OD HVY	LFH173	70.86
½ Copper Sweat x ½ OD HVY LK	LFH173LK	74.56

**RIGID SUPPLIES**

**RIGID LAVATORY SUPPLIES**

Each lavatory supply kit includes (2) brass stop valves with stuffing box, (4) chrome plated nipples, (2) reducers and (2) chrome plated steel flanges. (Tailpieces must be ordered separately).

**RIGID CLOSET SUPPLIES**

Each closet supply kit includes (1) brass stop valve with stuffing box, (2) chrome plated nipples and (1) chrome plated steel flange. (Tailpieces must be ordered separately).

**STANDARD LINE** - Stop valves are chrome plated solid brass.  
**PREMIERE HEAVY LINE** - Heavy stop valves are chrome plated and highly polished solid brass.

**ANGLE LAVATORY SUPPLIES**

DESCRIPTION	PART #	PRICE
¾ IPS STD	LF158	93.14
¾ IPS STD LK	LF158LK	101.66
¾ IPS HVY	LFH158	118.20
¾ IPS HVY LK	LFH158LK	128.66
½ IPS HVY	LFH2158	142.91
½ IPS HVY LK	LFH2158LK	153.58

**ANGLE CLOSET SUPPLIES**

DESCRIPTION	PART #	PRICE
¾ IPS STD	LF159	48.56
¾ IPS STD LK	LF159LK	54.52
¾ IPS HVY	LFH159	57.65
¾ IPS HVY LK	LFH159LK	63.64



**STRAIGHT LAVATORY SUPPLIES**

DESCRIPTION	PART #	PRICE
¾ IPS STD	LF157	247.17
¾ IPS STD LK	LF157LK	258.69



**STRAIGHT CLOSET SUPPLIES**

DESCRIPTION	PART #	PRICE
¾ IPS STD	LF160	78.49
¾ IPS STD LK	LF160LK	84.86



**BRASS TAILPIECES**

NOTE: SUPPLIED AS EACH

DESCRIPTION	PART #	PRICE
¼ x 2 Straight	TPC2STR	9.82 ea.
¼ x 2 Offset	TPC2OFR	16.20 ea.

**WHEELCHAIR LAVATORY SUPPLY**

DESCRIPTION	PART #	PRICE
¾ IPS with ¾ x ¼ Reducer STD	LF158WC	150.21

**HOSPITAL SUPPLIES - HCASPL**

Includes Heavy Premiere Line solid brass chrome plated stop, loose key, 36" chrome plated riser, 5" nipple and flange.

DESCRIPTION	PART #	PRICE
¾ IPS x ¾ OD	LFH165LKHCSPL	98.00 ea.



## STANDARD AND HEAVY SUPPLY KIT ADDERS

See Page 10 for LFBV2 Supply Kit Adders

### FLANGE OPTIONS - Use suffix after supply part #

DESCRIPTION	SUFFIX	ADDITIONAL CHARGE	
		CLOSET	LAVATORY
Heavy Brass, Set Screw, Chrome Plated	F	12.95 ea.	25.94 pr.
Deep Flange (Bell Type), Chrome Plated Wrought Brass	DF	9.55 ea.	19.11 pr.
Deep Flange (Bell Type), Chrome Plated Steel	SDF	2.02 ea.	4.05 pr.

### NIPPLE OPTIONS - Use suffix after supply part #

DESCRIPTION	SUFFIX	ADDITIONAL CHARGE		
		CLOSET		LAVATORY
3" Nipple	N3	11.43 ea.	3/8" IPS	22.86 pr.
		16.93 ea.	1/2" IPS	33.90 pr.
5" Nipple	N5	17.67 ea.	3/8" IPS	35.34 pr.
		21.50 ea.	1/2" IPS	42.99 pr.

### RISER OPTIONS FLEXIBLE COPPER - Use suffix after supply part #

DESCRIPTION	SUFFIX	ADDITIONAL CHARGE	
		3/8" OD	1/2" OD
Lavatory	15"	R15	5.42 pr. N/C
	20"	R20	11.62 pr. 13.92 pr.
	36"	R36	51.76 pr. N/C
Closet	20"	R20	6.10 ea. 6.79 ea.
	12"	CR	8.28 ea.
Compression	20"	CR20	16.45 ea.
	12"	SR	4.43 ea.
Sweat	12"	SR	4.43 ea.
	20"	SR20	12.17 ea.

### RISER OPTIONS BRAIDED STAINLESS STEEL

Use suffix after supply part #

DESCRIPTION	SUFFIX	ADDITIONAL CHARGE	
		3/8" OD	1/2" OD
Lavatory	9"	SS9	N/C
	12"	SS12	2.47 pr. N/C
	16"	SS16	4.80 pr.
	20"	SS20	7.13 pr. 2.47 pr.
	30"	SS30	13.57 pr.
	36"	SS36	17.46 pr.
Closet	12"	SS12	2.47 ea. N/C
	20"	SS20	4.52 ea.

N/C = No additional charge

### HANDLE OPTIONS - Use suffix after supply part #

DESCRIPTION	SUFFIX	ADDITIONAL CHARGE	
		CLOSET	LAVATORY
Cross Handle	X	10.08 ea.	20.18 pr.

### LOCK SHIELD CAPS AND LOOSE KEYS

Use suffix after supply part #

DESCRIPTION	SUFFIX	ADDITIONAL CHARGE	
		CLOSET	LAVATORY
For Premier and Heavy Pattern	C	3.91 ea.	7.80 pr.

### SINGLE SUPPLY OPTION FOR LAVATORIES

Use suffix after supply part #

DESCRIPTION	SUFFIX	ADDITIONAL CHARGE
Lavatory with EA in part #	EA	1/2 pair list price + 3.37

### STUFFING BOX OPTION FOR SUPPLIES

Use suffix after supply part #

DESCRIPTION	SUFFIX	ADDITIONAL CHARGE	
		CLOSET	LAVATORY
Stuffing box for supplies	SB	5.61 ea.	11.23 pr.

### SCREWDRIVER STEM OPTION FOR SUPPLIES

Use suffix after supply part #

DESCRIPTION	SUFFIX	ADDITIONAL CHARGE	
		CLOSET	LAVATORY
Screwdriver stem for supplies	SD	5.61 ea.	11.23 pr.



### CONTRACTOR TRIM KITS

- McGuire Contractor Trim Kits are designed for individual contractors based on their installation requirements.
- All trim components (P-Traps, strainers, water supplies and fittings) are packed in one box with the contractor's part number and trim package name. One box to order, one box to stage and one box to clean-up.
- Information on designing your custom contractor kit is available at mcguiremfg.com.

### CONTINUOUS WASTES

#### CONTINUOUS WASTES - REGULAR DUTY

1½ End Outlet



Available Prewrapped in McGuire's Prowrap® 111C16G17 ONLY

DESCRIPTION	PART #	PRICE
1½ End Outlet 16" CTR 20GA	111C16G20	73.71
1½ End Outlet 16" CTR 17GA	111C16G17	107.91
1½ End Outlet 21" CTR 20GA	111C21G20	89.47
1½ End Outlet 21" CTR 17GA	111C21G17	107.91
1½ End Outlet 25" CTR 20GA	111C25G20	103.74
1½ End Outlet 25" CTR 17GA	111C25G17	128.42

#### CONTINUOUS WASTES - REGULAR DUTY

1½ Center Outlet



Available Prewrapped in McGuire's Prowrap® 113C16G17 ONLY

DESCRIPTION	PART #	PRICE
1½ Ctr Outlet 16" CTR 20GA	113C16G20	92.39
1½ Ctr Outlet 16" CTR 17GA	113C16G17	116.83
1½ Ctr Outlet 21" CTR 20GA	113C21G20	100.82
1½ Ctr Outlet 21" CTR 17GA	113C21G17	121.84
1½ Ctr Outlet 25" CTR 20GA	113C25G20	115.84
1½ Ctr Outlet 25" CTR 17GA	113C25G17	136.91

#### HEAVY DUTY BATTERY INSTALLATION CONTINUOUS WASTES



DESCRIPTION	PART #	PRICE
<b>END OUTLET</b>		
1½ x 1½ 2 Part	5202	189.03
1¼ x 1½ 2 Part	5204	198.33
1½ x 1½ 3 Part	520A2	232.40
1¼ x 1½ 3 Part	520A4	232.97
<b>CENTER OUTLET</b>		
1½ x 1½ 3 Part	5212	386.78
1¼ x 1½ 3 Part	5214	387.99

### HEAVY BRASS NIPPLES AND FLANGES

#### HEAVY SOLID BRASS SET SCREW FLANGES (Polished Chrome)



DESCRIPTION	CHROME	
	PART #	PRICE
¾ IPS	127038	13.72
½ IPS	127050	13.91
⅝ OD (½" Copper)	127058	14.25
1¼ OD (⅝" Copper)	127069	14.65
¾ IPS	127075	15.34
⅞ OD (¾" Copper)	127078	15.34
1" IPS	127100	16.44
1¼ IPS	127125I	16.74
1¼ OD	127125O	15.64
1½ IPS	127150I	17.26
1½ OD	127150O	15.86
1⅝ OD (1½" Copper)	127158O	28.99
2" IPS	127200I	26.73
2" OD	127200O	25.24

#### CAST BRASS NIPPLES (Polished Chrome)



DESCRIPTION	CHROME	
	PART #	PRICE
⅜ x 1½	N038015	8.83
⅜ x 2	N038020	9.89
⅜ x 3	N038030	11.43
⅜ x 3½	N038035	12.59
⅜ x 4	N038040	14.71
⅜ x 5	N038050	17.67
⅜ x 5½	N038055	18.18
⅜ x 6	N038060	21.85
⅜ x 6½	N038065	31.47
⅜ x 10	N038100	47.48
⅜ x 12	N038120	63.53
⅜ x 15	N038150	73.71
⅜ x 20	N038200	132.49
⅜ x 24	N038240	139.10
½ x 3	N050030	16.95
½ x 4	N050040	19.08
½ x 5	N050050	21.49
½ x 5½	N050055	23.22
½ x 6	N050060	25.62
1¼ x 6	N125060	56.80
1½ x 6	N150060	65.07
2 x 6	N200060	203.10

### MISCELLANEOUS

#### SHOWER ARMS

Heavy Chrome Plated Brass with Flange

DESCRIPTION	PART #	PRICE
½ IPS x 6 Threaded 45 Degree	156SA6	17.68
Same as 156 SA6 w/ set screw flange	156SA6F	24.97
½ IPS x 8 Threaded 45 Degree	156SA8	33.10
Same as 156 SA8 w/ set screw flange	156SA8F	34.67

**CLOSET SPUDS WITH BRASS LOCK NUTS**

DESCRIPTION	PART #	PRICE
1" x 3/4"	301134	10.05
1 1/4" x 1 1/4"	3011414	11.04
1 1/2" x 1 1/2"	3011212	14.27
2" x 1 1/2"	301212	18.73

**COVERING TUBE**

DESCRIPTION	PART #	PRICE
2" x 6"	164	32.23

**CAST BRASS WASTE VENT CONNECTIONS**

(Desanko Type)

With compression ring and slip nut or body alone. Female Sweat

DESCRIPTION	PART #	PRICE
1 1/4 x 1 1/2 Chrome Plated Brass Nut	FS42PC	18.14
1 1/4 x 1 1/2 Chrome Plated Zinc Nut	FS42PZ	10.34
1 1/4 x 1 1/2 Rough Brass Nut	FS42RB	11.30
1 1/2 x 1 1/2 Chrome Plated Brass Nut	FS22PC	16.45
1 1/2 x 1 1/2 Chrome Plated Zinc Nut	FS22PZ	12.17
1 1/2 x 1 1/2 Rough Brass Nut	FS22RB	11.34

**FEMALE IPS THREAD**

DESCRIPTION	PART #	PRICE
1 1/4 x 1 1/4 Less Nut	FT44B	7.36
1 1/4 x 1 1/4 Chrome Plated Brass Nut	FT44PC	17.93
1 1/4 x 1 1/4 Chrome Plated Zinc Nut	FT44PZ	9.95
1 1/4 x 1 1/4 Rough Brass Nut	FT44RB	10.87
1 1/2 x 1 1/2 Less Nut	FT42B	8.54
1 1/2 x 1 1/2 Chrome Plated Brass Nut	FT42PC	18.14
1 1/2 x 1 1/2 Chrome Plated Zinc Nut	FT42PZ	9.95
1 1/2 x 1 1/2 Rough Brass Nut	FT42RB	11.30
1 1/2 x 1 1/2 Less Nut	FT22B	10.19
1 1/2 x 1 1/2 Chrome Plated Brass Nut	FT22PC	17.93
1 1/2 x 1 1/2 Chrome Plated Zinc Nut	FT22PZ	10.73
1 1/2 x 1 1/2 Rough Brass Nut	FT22RB	11.77

**MALE IPS THREAD**

DESCRIPTION	PART #	PRICE
1 1/4 x 1 1/4 Less Nut	MT44B	11.56
1 1/4 x 1 1/4 Chrome Plated Brass Nut	MT44PC	16.77
1 1/4 x 1 1/4 Chrome Plated Zinc Nut	MT44PZ	12.17
1 1/4 x 1 1/4 Rough Brass Nut	MT44RB	13.91
1 1/4 x 1 1/2 Chrome Plated Brass Nut	MT42PC	17.17
1 1/4 x 1 1/2 Chrome Plated Zinc Nut	MT42PZ	13.57
1 1/4 x 1 1/2 Rough Brass Nut	MT42RB	13.91
1 1/2 x 1 1/2 Less Nut	MT22B	12.42
1 1/2 x 1 1/2 Chrome Plated Brass Nut	MT22PC	18.28
1 1/2 x 1 1/2 Chrome Plated Zinc Nut	MT22PZ	13.63
1 1/2 x 1 1/2 Rough Brass Nut	MT22RB	13.95

**MARINE PLUMBING**

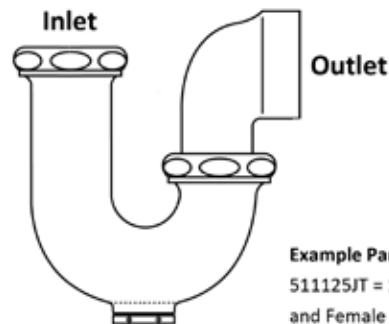
**MARINE PLUMBING EQUIPMENT**

All marine traps have a standard 2" water seal (4" available). Inlet and outlet connections can be grooved for preformed silbrazze rings. Special order traps can be made to meet your specifications. Call our marine specialist with your requirements and for price and availability on all marine plumbing products.

**Step 1**

Choose an Inlet and Outlet style from the options below:

- T - Female
- J - Slip Joint
- U - Union
- S - Silbrazze
- Z - Silbrazze Union
- G - Grooved



**Step 2**

Add the letters to the end of your base part number as shown in the example below.

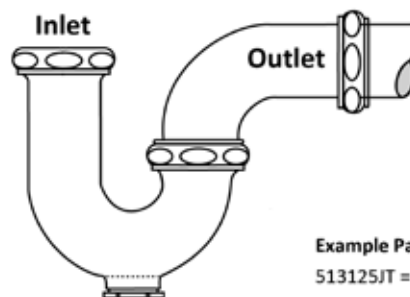
**Example Part Number:**

511125JT = 1 1/4" x 1 1/4" with Slip Joint Inlet and Female Outlet

**Step 1**

Choose an Inlet and Outlet style from the options below:

- T - Female
- J - Slip Joint
- U - Union
- S - Silbrazze
- Z - Silbrazze Union
- G - Grooved



**Step 2**

Add the letters to the end of your base part number as shown in the example below.

**Example Part Number:**

513125JT = 1 1/4" x 1 1/4" with Slip Joint Inlet and Female Outlet



Send orders to: customerservice@mcguiremfg.com

## COMPONENT ITEMS (Bulk Packaged)

### WROUGHT BRASS SHALLOW FLANGES (Chrome Plated)



DESCRIPTION	PART #	CARTON QUANTITY	PRICE
3/8" IPS	WE038	100	8.50
1/2" IPS	WE050	100	8.50
1 1/2" OD	WE1500	100	9.89

### WROUGHT BRASS DEEP BELL FLANGES (Chrome Plated)



DESCRIPTION	PART #	CARTON QUANTITY	PRICE
3/8" IPS	WE038D	100	10.72
1/2" IPS	WE050D	100	10.72
5/8" OD (1/2 Copper)	WE058D	100	10.72
1 1/16" OD	WE069D	100	10.72
1 1/4" OD	WE125D	100	11.09
1 1/2" OD	WE150D	100	11.09

### WROUGHT BRASS BOX FLANGE (Chrome Plated)



DESCRIPTION	PART #	CARTON QUANTITY	PRICE
1 1/4" OD	WE125BS	100	26.79
1 1/2" OD	WE150BS	100	27.57

### WROUGHT STEEL SHALLOW FLANGES (Chrome Plated)



DESCRIPTION	PART #	CARTON QUANTITY	PRICE
3/8" IPS	SE038	100	1.13
1/2" IPS	SE050	100	1.13
5/8" OD (1/2 Copper)	SE058	100	1.13
1 1/4" OD	SE125	100	1.37
1 1/2" OD	SE150	100	1.37

### WROUGHT STEEL BOX FLANGES (Satin Chrome Plated)



DESCRIPTION	PART #	CARTON QUANTITY	PRICE
1 1/4" OD	SE125BS	100	7.39
1 1/2" OD	SE150BS	100	7.39
2" OD	SE200BS	100	12.39

### WROUGHT STEEL DEEP BELL FLANGES (Chrome Plated)



DESCRIPTION	PART #	CARTON QUANTITY	PRICE
3/8" IPS	SE038D	100	3.14
1/2" IPS	SE050D	100	3.14
5/8" OD (1/2 Copper)	SE058D	100	3.14
1 1/16" OD	SE069D	100	3.14
1 1/4" OD	SE125D	100	3.28
1 1/2" OD	SE150D	100	3.28
1 23/32" OD	SE172D	100	7.42

### WALL BENDS 17GA - SEAMLESS (Seamless Tubular Brass Chrome Plated)

Custom sizes available upon request.



DESCRIPTION	PART #	CARTON QUANTITY	PRICE
1 1/4 x 7 1/2	WB12507517S	25	19.36
1 1/4 x 8 1/2	WB12508517S	25	21.67
1 1/4 x 12	WB12512017S	25	34.37
1 1/4 x 15	WB12515017S	25	40.74
1 1/2 x 7 1/2	WB15007517S	25	23.09
1 1/2 x 9	WB15009017S	25	29.45
1 1/2 x 12	WB15012017S	25	46.20
1 1/2 x 15	WB15015017S	25	52.47
2 x 10	WB20010017	25	79.21

### EXTRA LONG 1 1/2" WALL BENDS - 17GA IN-STOCK IN CT AND AZ LOCATIONS

DESCRIPTION	PART #	CARTON QUANTITY	PRICE
1 1/2 x 18	WB15018017S	25	56.08
1 1/2 x 24	WB15024017S	25	62.53
1 1/2 x 30	WB15030017S	25	66.98
1 1/2 x 36	WB15036017S	25	74.02



**THREADED ONE END TAILPIECES  
17GA SEAMLESS BRASS  
(Chrome Plated)**

DESCRIPTION	PART #	CARTON QUANTITY	PRICE
1 1/4 x 6	TL12506017	50	14.96
1 1/4 x 8	TL12508017	25	26.86
1 1/4 x 10	TL12510017	25	29.06
1 1/4 x 12	TL12512017	25	32.44
1 1/4 x 1 1/2 x 6	TL12515006017	25	26.49
1 1/4 x 18	TL12518017	25	44.93
1 1/4 x 24	TL12524017	25	58.89
1 1/2 x 4	TL15004017	25	12.96
1 1/2 x 6	TL15006017	25	17.39
1 1/4 x 10 1/2 90 Degree	TL1259017	25	39.72

**SINK TAILPIECES SEAMLESS BRASS  
(Chrome Plated)**



DESCRIPTION	PART #	CARTON QUANTITY	PRICE
<b>17GA BRASS</b>			
1 1/2 x 4	*ST15004017	25	14.12
1 1/2 x 6	*ST15006017	25	16.03
1 1/2 x 8	*ST15008017	25	20.42
1 1/2 x 12	*ST15012017	25	24.71
2 x 6	*2646	25	33.46
2 x 12	*26412	25	59.92
<b>20GA BRASS</b>			
1 1/2 x 4	*ST15004020	25	9.45

\*Add suffix BN for brass nut and washer.

Add \$3.05 (1 1/2") \$6.23 (2")



**LOCK SHIELD CAPS**

DESCRIPTION	PART #	CARTON QUANTITY	PRICE
Standard Line Stop	C1	100	3.90
Heavy Duty Stop	HC1	100	3.90

**CROSS HANDLE**

Cast brass fits all McGuire multi-turn stops.



DESCRIPTION	PART #	CARTON QUANTITY	PRICE
Cross Handle	X1	100	10.08

**LOOSE KEY FOR MCGUIRE STOPS AND SUPPLIES**

DESCRIPTION	PART #	CARTON QUANTITY	PRICE
Loose Key for McGuire stops	K1	50	3.73

**CAST BRASS SLIP JOINT NUTS  
WITH WASHERS**

DESCRIPTION	CHROME		ROUGH BR		CARTON QUANTITY
	PART #	PRICE	PART #	PRICE	
1 1/4 x 1 1/4	311125125W	3.60	311125125RW	3.39	200
1 1/2 x 1 1/4	311150125W	4.53	311150125RW	4.09	200
1 1/2 x 1 1/2	311150150W	4.53	311150150RW	4.29	200
2 x 1 1/2	311200150W	9.85	311200150RW	9.45	100
2 x 2	311200200DW	9.28	311200200RW	8.91	100

**STAINLESS STEEL BRAIDED RISERS**



Custom sizes available upon request.

DESCRIPTION	PART #	CARTON QUANTITY	PRICE
<b>LAVATORY</b>			
3/8" COMP x 1/2" IPS x 9	SSLAV09050038	100	6.94
3/8" COMP x 1/2" IPS x 12	SSLAV12050038	100	8.37
3/8" COMP x 1/2" IPS x 16	SSLAV16050038	100	9.54
3/8" COMP x 1/2" IPS x 20	SSLAV20050038	100	10.72
3/8" COMP x 1/2" IPS x 30	SSLAV30050038	40	13.97
3/8" COMP x 1/2" IPS x 36	SSLAV36050038	40	15.87
1/2" COMP x 1/2" IPS x 12	SSLAV12050050	100	9.26
1/2" COMP x 1/2" IPS x 20	SSLAV20050050	100	11.32
<b>CLOSET - 7/8" ballcock</b>			
3/8" COMP x 9	SSCLO09050038	100	6.94
3/8" COMP x 12	SSCLO12050038	100	8.37
1/2" COMP x 12	SSCLO12050050	100	9.54
3/8" COMP x 20	SSCLO20050038	100	11.43

**COPPER FLEXIBLE RISER TUBES**



Custom sizes available upon request.

DESCRIPTION	PART #	CARTON QUANTITY	PRICE
<b>LAVATORY</b>			
3/8" OD x 12	M65	100	7.15
3/8" OD x 15	M61	100	9.69
3/8" OD x 20	M66	100	12.94
3/8" OD x 36	M62	100	23.24
1/2" OD x 12	M67	100	10.20
1/2" OD x 20	M68	100	17.10
<b>CLOSET</b>			
3/8" OD x 12	M69	100	9.21
3/8" OD x 20	M70	100	12.14
1/2" OD x 12	M71	100	12.14
1/2" OD x 20	M72	100	19.40
<b>COMPRESSION</b>			
3/8" OD x 12	M65C	100	15.04
3/8" OD x 20	M66C	100	25.09
<b>SWEAT</b>			
3/8" OD x 12	M75	100	11.55

# TERMS & CONDITIONS

**TERMS:** All sales are subject to credit approval. Terms are 2% ten days – Net 30.

**RETURNED GOODS:** Requests for returning purchased items are subject to McGuire Manufacturing Co., Inc. approval.

A Returned Goods Authorization (RGA) must be obtained from the factory prior to any return. Returned merchandise must be in their original cartons, listed in our current List Price Sheet and in clean resalable condition.

Restocking charge:

- Material other than SaniGuard, ProWrap and Marine Trap products, that was shipped within 12 months before McGuire's receipt of return request is subject to a 25% restocking charge.
- McGuire will reduce the restocking charge for such material to 15% if the customer places an offsetting order of value equal to or exceeding the value of the return. The offsetting order must be placed at the time the RGA is requested.
- SaniGuard, ProWrap and Marine Trap products shipped with 12 months before McGuire's receipt of return request is subject to a 50% restocking charge. McGuire will reduce the restocking charge on these products to 35% if the customer places an offsetting order of value equal to or exceeding the value of the return. The offsetting order must be placed at the time the RGA is requested.
- Material that was shipped more than one year before the return request is not returnable. Shipping dates are determined according to packaging date, or if none, the date stamped on the product, or, if none, the invoice date.

**MINIMUM RETURN POLICY:** Return requests less than \$200.00 net will be charged \$50.00 processing fee in lieu of any restocking charge.

**NON-RETURNABLE PRODUCT POLICY:** Specific McGuire products may require written preapproval from McGuire at the time of purchase, including items with special finishes and various non-catalog items.

**INVOICE:** We reserve the right to invoice all merchandise at prices in effect at time of shipment.

**NO MINIMUM ORDER:** Orders less than \$200.00 list will be invoiced at list price less 35%.

**FREIGHT:** We will pay the freight on shipments within the continental United States when the order (pre-tax) totals more than **\$2,500.00 net**. We select the method of shipment and carrier when we pay the freight.

## LIMITED WARRANTY

McGuire Manufacturing Co., Inc warrants its product to be free from defects in material and workmanship for the period indicated below by product type measured from the date of purchase:

ITEM	WARRANTY PERIOD
Brass products "Classic" McGuire	3 years
Prowrap	3 years
Eco P-Traps, Strainers and Supply Kits	1 year
Stainless Steel products	1 year
Lite Commercial MCT P-Traps	1 year

McGuire's sole responsibility will be to replace, at no additional charge, any product which proves to be defective within the applicable warranty period (Warranty Product or replacement thereof.) The customer shall be responsible for the following costs, incurred in connection with the above Limited Warranty: (i) shipping costs for product outside the continental United States, and (ii) taxes and import duties, if levied.

The above Limited Warranty shall not apply if the product has been damaged due to abuse, misuse, improper installation, accident, or other cause not within McGuire's control. This limited warranty is conditioned on the product being properly installed, used and serviced.

THE ABOVE LIMITED WARRANTY IS THE SOLE AND EXCLUSIVE WARRANTY. ALL OTHER WARRANTIES ARE DISCLAIMED, WHETHER EXPRESSED OR IMPLIED, INCLUDING BUT NOT LIMITED TO, ANY IMPLIED WARRANTIES OF MERCHANTABILITY OR FITNESS FOR A PARTICULAR PURPOSE. IN NO EVENT SHALL MCGUIRE BE RESPONSIBLE OR LIABLE FOR ANY SPECIAL, INDIRECT, INCIDENTAL, OR CONSEQUENTIAL DAMAGES OR LOSSES INCLUDING LOST PROFITS OR REVENUES ARISING FROM THE USE OF THIS PRODUCT.

McGuire may, at its option, alter the contents of this LIMITED WARRANTY at anytime. These changes will affect products manufactured after the effective date of this policy.

**Please be advised that the published terms and conditions above are accurate from the date of printed publication and are subject to change. Refer to McGuire's most current terms and conditions online at [mcguiremfg.com](http://mcguiremfg.com).**

# DECEMBER 2020

McGuire has two shipping hubs for fast shipping. Locations in Connecticut and Reno, Nevada.



## We're In Your Town!



McGuire Manufacturing Co., Inc.  
60 Grandview Court  
Cheshire, Connecticut 06410  
203-699-1801 • Fax: 203-699-1813  
mcguiremfg.com